

RESEARCH REPORT

ISSN 1172-8531

A CHARACTERIZATION FOR A SET OF
PARTIAL PARTITIONS TO DEFINE AN X -TREE


Charles Semple and Mike Steel

*Biomathematics Research Centre
Department of Mathematics and Statistics
University of Canterbury
Private Bag 4800
Christchurch, New Zealand*

Report Number: 189

November 1999

Department of Mathematics
and Statistics



A CHARACTERIZATION FOR A SET OF PARTIAL PARTITIONS TO DEFINE AN X -TREE

CHARLES SEMPLE AND MIKE STEEL

ABSTRACT. Trees whose vertices are partially labelled by elements of a finite set X provide a natural way to represent partitions of subsets of X . The condition under which a given collection of such partial partitions of X can be represented by a tree has previously been characterized in terms of a chordal graph structure on an underlying intersection graph. In this paper, we obtain a related graph-theoretic characterization for the uniqueness of a tree representation of a set of partial partitions of X .

1. INTRODUCTION

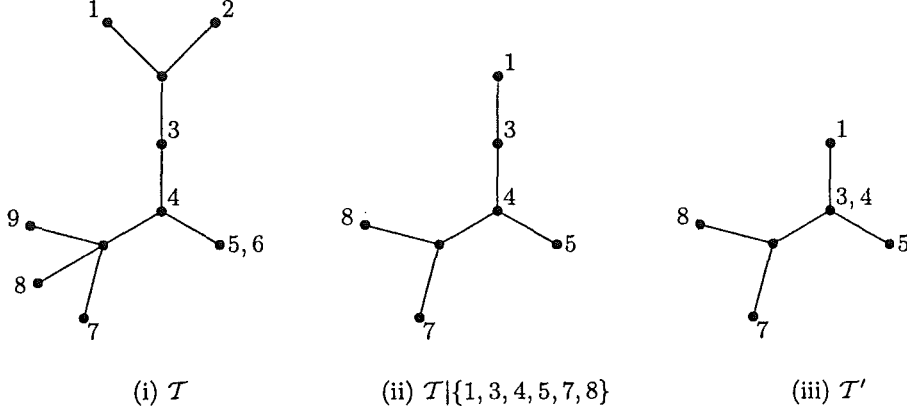
Throughout this paper, X denotes a non-empty finite set. Let T be a tree with vertex set V , and suppose we have a map $\phi : X \rightarrow V$ with the property that, for all $v \in V$ with degree at most two, $v \in \phi(X)$. Then the ordered pair $(T; \phi)$, which we frequently denote by T , is called an X -tree. For example, Figure 1(i) shows an X -tree with $X = \{1, 2, \dots, 9\}$. If ϕ is a bijection from X into the set of pendant vertices of T , then T is a *phylogenetic X -tree*. In this case, we can view X as the set of pendant vertices of T , and so we frequently denote the pendant vertices of T by the elements of X as ϕ is implicitly determined. A *binary phylogenetic X -tree* is a phylogenetic X -tree in which every non-pendant (or *internal*) vertex has degree three. Figure 2(i) shows a binary phylogenetic X -tree with $X = \{1, 2, \dots, 7\}$. Two X -trees $(T_1; \phi_1)$ and $(T_2; \phi_2)$, where $T_1 = (V_1, E_1)$ and $T_2 = (V_2, E_2)$, are *isomorphic* if there exists a bijection $\psi : V_1 \rightarrow V_2$ which induces a bijection between E_1 and E_2 and satisfies $\phi_2 = \psi \circ \phi_1$, in which case, ψ is unique. We write $(T_1; \phi_1) \cong (T_2; \phi_2)$ if $(T_1; \phi_1)$ is isomorphic to $(T_2; \phi_2)$.

Phylogenetic trees and X -trees arise in the study of hierarchical classification. For a general overview of X -trees, including a description of the natural equivalence between X -trees and certain set systems due to Buneman [4], see [1, Chapters 1 and 5]. Motivated by two fundamental problems in hierarchical classification, this paper has two main results, Theorem 1.2 and Corollary 1.4. Each result is a graph-theoretic characterization for when, up to isomorphism, there is a unique X -tree satisfying particular properties. In this section, we set up the necessary terminology and notation, and state Theorem 1.2 and Corollary 1.4. The proof of Theorem 1.2

Date: June 9, 2000.

Key words and phrases. X -trees, chordal graphs, partition intersection graphs, phylogenetic trees.

This work was supported by the New Zealand Marsden Fund (UOC-MIS-003).

FIGURE 1. (i) T . (ii) $T \setminus \{1, 3, 4, 5, 7, 8\}$. (iii) T' .

is delayed until Section 3. The next section contains some known results that will be needed in the proof of Theorem 1.2. Section 4 completes the paper with a brief discussion about the statement of Theorem 1.2 and several further results concerning these two fundamental problems.

A *partial partition* of X is a partition of a non-empty subset of X into at least two sets (called *cells*), at most one of which may be empty. If these cells are A_1, A_2, \dots, A_n , where $n \geq 2$, we denote the partial partition by $A_1|A_2|\dots|A_n$. Note that the ordering of the cells in a partial partition is arbitrary. The partial partition is called a *partial split* if $n = 2$. Furthermore, if $n = 2$ and $A_1 \cup A_2 = X$, then $A_1|A_2$ is called a *split* of X .

For a set Σ of partial partitions of X , we denote the set

$$\{(A, \sigma) : A \text{ is a non-empty cell of } \sigma \text{ and } \sigma \in \Sigma\}$$

by $\mathcal{C}(\Sigma)$. Throughout this paper, the only significant part of an element of $\mathcal{C}(\Sigma)$ is the first coordinate. For this reason and for brevity, we denote such an element, (A, σ) say, by just A .

Let $T = (T; \phi)$ be an X -tree, let Σ be a set of partial partitions of X , and let $A_1|A_2|\dots|A_n$ be an element of Σ , where $n \geq 2$. If there is a set F of edges of T such that, for all distinct $i, j \in \{1, 2, \dots, n\}$, $\phi(A_i)$ and $\phi(A_j)$ are subsets of the vertex sets of different components of $T \setminus F$, then T *displays* $A_1|A_2|\dots|A_n$; the edges of F are said to *display* $A_1|A_2|\dots|A_n$ (in T). The X -tree T *displays* Σ if every element of Σ is displayed by T . If e is an edge of T such that every set of edges that display $A_1|A_2|\dots|A_n$ contains e , then e is *distinguished* by $A_1|A_2|\dots|A_n$ (in T). If each edge of T is distinguished by an element of Σ , then we say that T is *distinguished* by Σ or Σ *distinguishes* T . The set Σ *defines* T if T displays Σ and all other X -trees that display Σ are isomorphic to T . An important observation to note is that if Σ defines an X -tree, then this X -tree must be a binary phylogenetic X -tree.

Let Σ be a set of partial partitions of X . The *partial partition intersection graph* of Σ , denoted $\text{int}(\Sigma)$, is the graph whose vertex set is $\mathcal{C}(\Sigma)$ and has the property

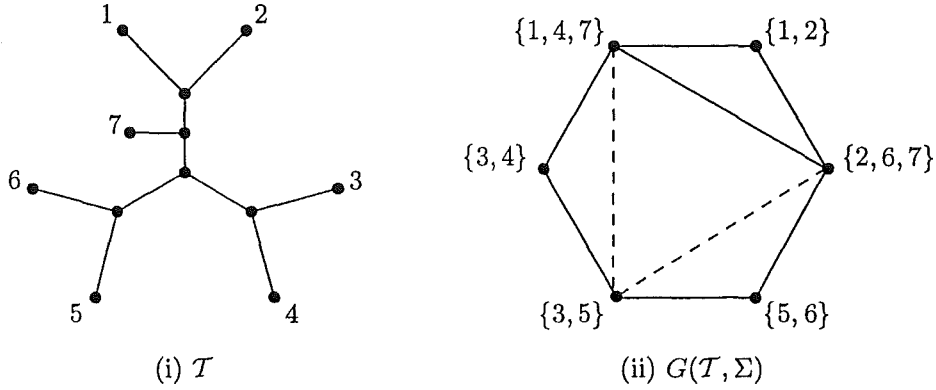


FIGURE 2. (i) A binary phylogenetic X -tree \mathcal{T} that displays $\Sigma = \{\{1, 2\}|\{3, 5\}, \{3, 4\}|\{2, 6, 7\}, \{5, 6\}|\{1, 4, 7\}\}$. (ii) The graphs $\text{int}(\Sigma)$ (solid edges) and $G(\mathcal{T}, \Sigma)$ (all edges).

that two vertices are joined by an edge precisely if their intersection is non-empty. (A characterization of partition intersection graphs, when every member of Σ is a (full) partition of X , is given in [8].) A graph is *chordal* if every cycle with at least four vertices has an edge connecting two non-consecutive vertices. A *chordalization* (or *triangulation*) of a graph $G = (V, E)$ is a graph $G' = (V, E')$ in which G' is chordal and $E \subseteq E'$. A graph G is a *restricted chordal completion* of $\text{int}(\Sigma)$ if G is a chordalization of $\text{int}(\Sigma)$ and the following property holds: if A and A' are non-empty cells of an element of Σ , then A and A' are not adjacent in G . A restricted chordal completion G of $\text{int}(\Sigma)$ is *minimal* if, for every non-empty subset F of edges in $E(G) - E(\text{int}(\Sigma))$, $G \setminus F$ is not chordal.

To illustrate some of these notions, take $X = \{1, 2, \dots, 7\}$ and let

$$\Sigma = \{\{1, 2\}|\{3, 5\}, \{3, 4\}|\{2, 6, 7\}, \{5, 6\}|\{1, 4, 7\}\}.$$

Let \mathcal{T} be the binary phylogenetic X -tree shown in Figure 2(i). Then \mathcal{T} displays Σ . A (unique) restricted chordal completion of $\text{int}(\Sigma)$ is shown in Figure 2(ii), where $\text{int}(\Sigma)$ is the graph induced by the solid lines of this graph.

We can now describe the first of the two fundamental problems mentioned earlier. Suppose that X is a set of objects. In evolutionary biology, X may be a set of species. A particular character (or attribute) of a subset of the objects induces a partial partition of X so that the states of this character correspond to the cells of this partial partition and an element of X is in some cell precisely if it takes this state for this character. Suppose that \mathcal{T} is a phylogenetic X -tree representing the historical “evolution” of the members in X , and suppose that $A_1|A_2|\dots|A_n$, where $n \geq 2$, is a partial partition of X . If we make the assumption that the states of a character evolve along the edges of \mathcal{T} so that a change to some particular state occurs at most once, then \mathcal{T} displays $A_1|A_2|\dots|A_n$. Let Σ be a set of partial partitions of X . In the more general setting of X -trees, the first problem is to determine if there exists an X -tree that displays Σ and, if there is such an X -tree, determine whether it is unique up to isomorphism. Deciding the first part is an NP-complete problem [3, 10]. However, Theorem 1.1 (indicated in [5] and [9], and

formally proved in [10]) is a graph-theoretic characterization for when there exists such an X -tree.

Theorem 1.1. *Let Σ be a set of partial partitions of X . Then there exists an X -tree that displays Σ if and only if there exists a restricted chordal completion of $\text{int}(\Sigma)$.*

Our first main result, Theorem 1.2, is the uniqueness analogue of Theorem 1.1. Let \mathcal{T} be an X -tree and let X' be a subset of X . We denote the minimal subtree of \mathcal{T} containing X' by $\mathcal{T}(X')$. (Observe that $\mathcal{T}(X')$ may not be an X' -tree.) Now let A and A' be subsets of X . If the intersection of the vertex sets of $\mathcal{T}(A)$ and $\mathcal{T}(A')$ is non-empty, then $\mathcal{T}(A) \cap \mathcal{T}(A')$ is said to be *non-empty*; otherwise, $\mathcal{T}(A) \cap \mathcal{T}(A')$ is *empty*. Note that if $A_1|A_2|\dots|A_n$ is a partial partition of X and \mathcal{T} is an X -tree that displays $A_1|A_2|\dots|A_n$, then $\mathcal{T}(A_i) \cap \mathcal{T}(A_j) = \emptyset$ for all distinct i and j in $\{1, 2, \dots, n\}$. Let Σ be a set of partial partitions of X . The *subtree intersection graph* of \mathcal{T} induced by Σ is the graph whose vertex set is $\mathcal{C}(\Sigma)$ and which has the property that two vertices, A and A' say, are joined by an edge precisely if $\mathcal{T}(A) \cap \mathcal{T}(A')$ is non-empty. This graph is denoted by $G(\mathcal{T}, \Sigma)$. As an example, consider the binary phylogenetic X -tree \mathcal{T} and the set Σ of partial partitions of X shown in Figure 2. Then $G(\mathcal{T}, \Sigma)$ is the graph, with dashed lines included, in Figure 2(ii).

Theorem 1.2. *Let Σ be a set of partial partitions of X . Then Σ defines an X -tree if and only if the following two conditions are satisfied:*

- (i) *there is a binary phylogenetic X -tree that displays Σ and is distinguished by Σ ; and*
- (ii) *there is a unique minimal restricted chordal completion of $\text{int}(\Sigma)$.*

Furthermore, if \mathcal{T} is the X -tree defined by Σ , then \mathcal{T} is a binary phylogenetic X -tree that displays Σ and is distinguished by Σ , and $G(\mathcal{T}, \Sigma)$ is the unique minimal restricted chordal completion of $\text{int}(\Sigma)$.

The proof of Theorem 1.2 is the substance of Section 3. In Section 4, we highlight, with two examples, that conditions (i) and (ii) in the statement of Theorem 1.2 cannot be weakened. We remark here that a different type of combinatorial characterization has recently been given in [2] for when a minimum sized set of partial X -splits, where each cell of every partial X -split has size two, defines an X -tree.

We next describe two basic operations on X -trees. Let $\mathcal{T} = (T; \phi)$ be an X -tree and let X' be a subset of X . The *restriction* of \mathcal{T} to X' , denoted $\mathcal{T}|X'$, is the X' -tree obtained from $\mathcal{T}(X')$ by suppressing all vertices of degree two that are not in $\phi(X')$. The operation of restriction is illustrated by (i) and (ii) in Figure 1. Now let e be an edge of T with end-vertices u and v , and let v_e be the vertex of T/e that identifies u and v . Then the X -tree obtained from \mathcal{T} by *contracting* e is $(T/e; \phi_e)$, where ϕ_e is the map from X to the vertex set of T/e defined by

$$\phi_e(x) = \begin{cases} \phi(x) & \text{if } x \notin \phi^{-1}(u) \cup \phi^{-1}(v), \\ v_e & \text{if } x \in \phi^{-1}(u) \cup \phi^{-1}(v). \end{cases}$$

The X -tree $(T/e; \phi_e)$ is denoted by T/e . An X -tree T' is said to be obtained from T by *contraction* if T' can be obtained from T by contracting a sequence of edges. It is easily checked that the ordering of the edges in such a sequence is arbitrary. Note that if Σ is a set of partial partitions of X and T is an X -tree that is distinguished by Σ , then no contraction of T displays Σ .

Let X_1 and X_2 be subsets of X . An X_1 -tree T_1 *resolves* an X_2 -tree T_2 if T_2 can be obtained from a restriction of T_1 by contraction (or, equivalently, T_2 is a restriction of a contraction of T_1), in which case, T_1 is said to be a *resolution* of T_2 . This provides a convenient partial order on the set of X' -trees which we denote by \leq , where X' is a subset of X . In the case above, we write $T_2 \leq T_1$. As an example, in Figure 1 we have $T' \leq T$.

We now state the second fundamental problem. For $i \in \{1, 2, \dots, n\}$, let T_i be an X_i -tree, where X_i is a subset of X . A basic task in hierarchical classification is to combine all of the members (the input trees) of $\bigcup_{i=1}^n \{T_i\}$ into a single X -tree (the output tree) so that, for each i , the output tree is a resolution of T_i . Informally, this means that, for each i , the output tree contains all of the “branching” information of T_i . Of course, this may not be possible, and so we have our second fundamental problem: determine if there exists an X -tree T such that, for each i , $T_i \leq T$ and, if there is such an X -tree, determine whether it is unique up to isomorphism. Like the first fundamental problem, deciding the first part of this problem is an NP-complete problem [10], but again there is a graph-theoretic characterization for when there exists an X -tree with the desired properties. Corollary 1.3 is a consequence of Theorem 1.1. It does not seem to be explicitly stated anywhere, but, as shown below, it is easily deduced from results in [10].

Let $T = (T; \phi)$ be an X -tree and let e be an edge of T . Then e is the unique edge of T that displays the X -split $\phi^{-1}(V_1) | \phi^{-1}(V_2)$, where V_1 and V_2 are the vertex sets of the components of $T \setminus e$. We denote the collection of X -splits of T that are displayed by the edges of T by $\Sigma(T)$.

Corollary 1.3. *For $i \in \{1, 2, \dots, n\}$, let T_i be an X_i -tree, where $X_i \subseteq X$. Let $\Sigma = \bigcup_{i=1}^n \Sigma(T_i)$. Then there exists an X -tree T such that, for all i , $T_i \leq T$ if and only if there exists a restricted chordal completion of $\text{int}(\Sigma)$.*

Proof. It is shown in [10, Proposition 2(2)] that an X -tree T' displays Σ if and only if $T_i \leq T'$ for all i . Corollary 1.3 now readily follows from Theorem 1.1. \square

Our second main result, Corollary 1.4, is the uniqueness analogue of Corollary 1.3 and is easily deduced using [10, Proposition 2(2)] in combination with Theorem 1.2.

Corollary 1.4. *For $i \in \{1, 2, \dots, n\}$, let T_i be an X_i -tree, where $X_i \subseteq X$. Let $\Sigma = \bigcup_{i=1}^n \Sigma(T_i)$. Then there is a unique X -tree that resolves T_i , for all i , if and only if the following two conditions are satisfied:*

- (i) *there is a binary phylogenetic tree X -tree that displays Σ and is distinguished by Σ ; and*
- (ii) *there is a unique minimal restricted chordal completion of $\text{int}(\Sigma)$.*

Furthermore, if \mathcal{T} is the unique X -tree that resolves \mathcal{T}_i for all i , then \mathcal{T} is a binary phylogenetic X -tree that displays Σ and is distinguished by Σ , and $G(\mathcal{T}, \Sigma)$ is the unique minimal restricted chordal completion of $\text{int}(\Sigma)$.

2. SOME USEFUL RESULTS

All of the results presented in this section are needed for the proof of Theorem 1.2. The first result is a characterization of chordal graphs published independently by Buneman [5], Gavril [6], and Walter [11]. The proof of Theorem 1.1 in [10] is based on this result.

Theorem 2.1. *The following statements are equivalent for a graph G with vertex set V :*

- (i) G is chordal;
- (ii) G is the intersection graph of a collection of subtrees of a tree; and
- (iii) There exists a tree T whose vertex set C is the set of maximal cliques of G such that, for each $v \in V$, the subgraph of T induced by the elements of C that contain v is a subtree of T .

Corollary 2.2 is an immediate consequence of the equivalence of Parts (i) and (ii) of Theorem 2.1.

Corollary 2.2. *Let Σ be a set of partial partitions of X , and let \mathcal{T} be an X -tree. Then $G(\mathcal{T}, \Sigma)$ is chordal.*

The next two lemmas are implicit in the proof of Theorem 1.1 given in [10]. However, because of their role in the proof of Theorem 1.2, we include their proofs. We freely use Lemma 2.3 in Section 3.

Lemma 2.3. *Let \mathcal{T} be an X -tree, and let Σ be a set of partial partitions of X . Then $G(\mathcal{T}, \Sigma)$ is a restricted chordal completion of $\text{int}(\Sigma)$ if and only if \mathcal{T} displays Σ .*

Proof. If \mathcal{T} displays Σ , then, as the edge set of $\text{int}(\Sigma)$ is a subset of the edge set of $G(\mathcal{T}, \Sigma)$, it follows by Corollary 2.2 that $G(\mathcal{T}, \Sigma)$ is a restricted chordal completion of $\text{int}(\Sigma)$.

Conversely, suppose that \mathcal{T} does not display Σ . Then there is a pair of non-empty cells A_1 and A_2 of a partial partition of Σ such that $\mathcal{T}(A_1) \cap \mathcal{T}(A_2)$ is non-empty. Therefore $\{A_1, A_2\}$ is an edge of $G(\mathcal{T}, \Sigma)$, and so, although $G(\mathcal{T}, \Sigma)$ is chordal, it is not a restricted chordal completion of $\text{int}(\Sigma)$. This completes the proof. \square

Lemma 2.4. *Let Σ be a set of partial partitions of X . If G is a restricted chordal completion of $\text{int}(\Sigma)$, then there exists an X -tree \mathcal{T} such that $E(G(\mathcal{T}, \Sigma)) \subseteq E(G)$.*

Proof. If G is disconnected, then there is a partitioning of X based upon the components of G as an element x of X can only be an element of a vertex label of

exactly one component. With this in mind, it is easily seen that that, provided the result holds for when G is connected, it also holds for when G is disconnected.

Suppose G is connected with vertex set V . By Theorem 2.1, there exists a tree $T' = (C, E)$ whose vertex set C is the set of maximal cliques of G such that, for each $v \in V$, the subgraph of T' induced by the elements of C that contain v is a subtree of T' . We complete the proof of Lemma 2.4 by defining an X -tree $T = (T; \phi)$ via T' and showing that $E(G(T, \Sigma)) \subseteq E(G)$.

Let a be an element of X . Since $\text{int}(\Sigma)$ is a subgraph of G , the set V_a of vertices of G that contain a induce a clique of G , and so there is an element C_a of C in which V_a is a subset. Identify a with this vertex and set $\phi(a) = C_a$. Repeat this process for the remaining elements of X . Define T to be the tree obtained from T' by suppressing all vertices of degree at most two that are not identified by an element of X . We claim that $E(G(T, \Sigma)) \subseteq E(G)$.

Let A_1 and A_2 be elements of $\mathcal{C}(\Sigma)$, and suppose that A_1 and A_2 are non-adjacent in G . Then the subtrees T'_1 and T'_2 of T' induced by the elements of C that contain A_1 and A_2 , respectively, do not intersect. Since the elements of A_i can only be identified with vertices in T'_i , for each $i \in \{1, 2\}$, it follows that $T(A_1) \cap T(A_2)$ is empty. Therefore A_1 and A_2 are non-adjacent in $G(T, \Sigma)$, and the claim follows. \square

If Σ is a set of partial partitions of X and G is a restricted chordal completion of $\text{int}(\Sigma)$, then there no guarantee that there exists an X -tree T such that $G(T, \Sigma) = G$. For example, suppose that $X = \{1, 2, 3, 4, 5, 6\}$ and $\Sigma = \{\{1, 2\}|\{3, 5\}, \{2, 3\}|\{4, 5\}, \{3, 4\}|\{5, 6\}\}$. Let G be the graph obtained from $\text{int}(\Sigma)$ by adding the edge $\{\{1, 2\}, \{3, 4\}\}$. Clearly, G is a restricted chordal completion of $\text{int}(\Sigma)$. Furthermore, it is easily deduced that all of the X -trees that display Σ are resolutions of the X -tree that is a path consisting of four vertices labelled, in order, $\{1, 2\}$, $\{3\}$, $\{4\}$, and $\{5, 6\}$. Since the subtrees of this X -tree induced by $\{1, 2\}$ and $\{3, 4\}$ do not intersect, it follows by Lemma 2.3 that there is no X -tree with the desired property.

An immediate consequence of Lemma 2.4 that becomes useful in the last part of the proof of Theorem 1.2 is Corollary 2.5.

Corollary 2.5. *Let Σ be a set of partial partitions of X , and let G be a minimal restricted chordal completion of $\text{int}(\Sigma)$. Then there exists an X -tree T such that $G(T, \Sigma) = G$.*

We noted earlier that if Σ is a set of partial partitions of X that defines an X -tree, then this X -tree must be a binary phylogenetic X -tree. Combining this note with [10, Proposition 6], we get Proposition 2.6.

Proposition 2.6. *Let Σ be a set of partial partitions of X . If Σ defines an X -tree T , then T is a binary phylogenetic X -tree that displays Σ and is distinguished by Σ .*

3. PROOF OF THEOREM 1.2

The proof of Theorem 1.2 is based on Lemma 3.1. Indeed, most of the work in proving this theorem goes into proving this lemma. Theorem 1.2 is formally proved after the proof of Lemma 3.1.

Lemma 3.1. *Let Σ be a set of partial X -splits. Suppose that the following two conditions are satisfied:*

- (i) *there is a binary phylogenetic X -tree that displays Σ and is distinguished by Σ ; and*
- (ii) *there is a unique minimal restricted chordal completion of $\text{int}(\Sigma)$.*

Then Σ defines an X -tree.

Before proving Lemma 3.1, we establish several results, the first of which may have independent interest, so we call it a theorem.

Theorem 3.2. *Let Σ be a set of partial X -splits, and let T be a binary phylogenetic X -tree that displays Σ and is distinguished by Σ . Let T' be an X -tree that displays Σ . If the edge set of $G(T', \Sigma)$ is a subset of the edge set of $G(T, \Sigma)$, then $T' \cong T$.*

Proof. Let $T = (T; \phi)$ and $T' = (T'; \phi')$. We prove Theorem 3.2 by showing that the result holds if T' has the additional property that, for each edge e' of T' , the edge set of $G(T'/e', \Sigma)$ is not a subset of the edge set of $G(T, \Sigma)$. To see that this is sufficient, suppose that T' does not have this additional property. Then there is an X -tree $T'' = (T''; \phi'')$ that displays Σ , satisfies $T'' \leq T'$, and has the property that, for each edge e'' of T'' , the edge set of $G(T''/e'', \Sigma)$ is not a subset of the edge set of $G(T, \Sigma)$. If $T'' \cong T$, then, as T is a binary phylogenetic X -tree, $T'' = T'$. Thus we may assume that T' does indeed have the additional property.

Let E and E' denote the edge sets of $G(T, \Sigma)$ and $G(T', \Sigma)$, respectively. Since every edge of T is distinguished by an element of Σ and since T is phylogenetic, it follows that, for every element x of X , the set $\{x\}$ is a vertex of $\text{int}(\Sigma)$. Therefore the map ϕ' is one-to-one, for otherwise $E' \not\subseteq E$. We freely use this fact throughout the proof.

The proof is by induction on the cardinality of X . If $|X| \in \{2, 3\}$, then the theorem clearly holds. Let $|X| = n$, where $n \geq 4$, and assume that the theorem holds for when $|X| = n - 1$.

Since T is a tree, there exists a pair of pendant vertices of T , u and v say, with the property that u and v are adjacent to the same vertex, w say, of T . As T is binary and $|X| \geq 4$, u and v are the only pendant vertices adjacent to w . Let a and b be the elements of X such that $\phi(a) = u$ and $\phi(b) = v$. We make two observations. The first observation is that, as each edge of T is distinguished by an element of Σ , $\{a, b\}$ is a vertex of $\text{int}(\Sigma)$. Furthermore, if C is a vertex of $\text{int}(\Sigma)$ and $\{\{a, b\}, C\}$ is an element of E , then either a or b is an element of C . The second observation is that, as T displays Σ , there is no element, $A|B$ say, of Σ such that $a \in A$, $b \in B$, $|A| \geq 2$, and $|B| \geq 2$.

Let u' and v' be the vertices of T' such that $\phi'(a) = u'$ and $\phi'(b) = v'$. The following result enables us to break the proof into two manageable cases.

3.2.1. *In T' , the path P' from u' to v' contains at most two edges and, moreover, the one possible intermediary vertex in P' is not an element of $\phi'(X)$.*

Proof. It follows from the first observation that there is no intermediary vertex on the path from u' to v' that is an element of $\phi'(X)$, for otherwise E' is not a subset of E . Now suppose, to the contrary, that P' contains at least three edges. Then there exists an edge, e' say, in P' that is incident with neither u' nor v' . Let w'_1 and w'_2 be the end-vertices of e' so that u' is in the same component of $T' \setminus e'$ as w'_1 . Since no intermediary vertex of P' is an element of $\phi'(X)$ and since T' is an X -tree, w'_1 and w'_2 both have degree at least three. By our additional assumption on T' , $E(G(T'/e', \Sigma)) \not\subseteq E(G(T, \Sigma))$. Therefore there are elements C and D of $\mathcal{C}(\Sigma)$ such that $w'_1 \in T'(C)$, $w'_2 \notin T'(C)$, $w'_2 \in T'(D)$, $w'_1 \notin T'(D)$, and $\{C, D\}$ is not an element of $E(G(T, \Sigma))$.

If $a \notin C$, then $\{\{a, b\}, C\}$ is an element of E' . However, as $b \notin C$, $\{\{a, b\}, C\}$ is not an edge of E ; a contradiction. Therefore $a \in C$. Similarly, $b \in D$. Since $w'_1 \notin \phi'(X)$, it follows that $|C| \geq 2$. Similarly, $|D| \geq 2$. But then, by considering T , it is easily seen that $T(C) \cap T(D)$ is non-empty, contradicting the fact that $\{C, D\}$ is not an element of $E(G(T, \Sigma))$. This completes the proof of (3.2.1). \square

Let Σ_b be the set of partial $(X - \{b\})$ -splits obtained from Σ by making the following replacements: (i) if $\{a\}|B$ is an element of Σ such that $b \in B$, then replace $\{a\}|B$ with $\emptyset|B_b$, where B_b is obtained from B by replacing b with a ; (ii) if $\{b\}|A$ is an element of Σ such that $a \in A$, then replace $\{b\}|A$ with $\emptyset|A$; and (iii), for each remaining element of Σ , replace b with a . The fact that Σ_b is a set of partial splits on $X - \{b\}$ follows from the second observation.

By (3.2.1), there are two cases to consider depending upon whether the number of edges in P' is one or two.

Case (a). The number of edges in P' is two.

Let T_b be the tree obtained from T by contracting the edges $\{u, w\}$ and $\{v, w\}$, and let w_b denote the vertex of T_b identifying u , v , and w . Let ϕ_b be the map from $X - \{b\}$ into the vertex set of T_b defined by $\phi_b(a) = w_b$ and, for all $x \in X - \{a, b\}$, $\phi_b(x) = \phi(x)$. Let $\mathcal{T}_b = (T_b; \phi_b)$. Since T is a binary phylogenetic X -tree, T_b is a binary phylogenetic $(X - \{b\})$ -tree. Denoting the vertex of T' adjacent to both u' and v' by w' , let T'_b be the tree obtained from T' by contracting the edges $\{u', w'\}$ and $\{v', w'\}$, and let w'_b denote the vertex of T'_b that identifies u' , v' , and w' . Let ϕ'_b be the map from $X - \{b\}$ into the vertex set of T'_b defined by $\phi'_b(a) = w'_b$ and, for all $x \in X - \{a, b\}$, $\phi'_b(x) = \phi'(x)$. Let $\mathcal{T}'_b = (T'_b; \phi'_b)$.

Consider the assumptions made on T and T' in the statement of Theorem 3.2. We next show that the analogous assumptions hold for \mathcal{T}_b and \mathcal{T}'_b , respectively, with Σ_b replacing Σ .

It is easily checked that \mathcal{T}_b displays Σ_b and \mathcal{T}_b is distinguished by Σ_b . Suppose that \mathcal{T}'_b does not display Σ_b . Then, as \mathcal{T}' displays Σ , it is easily seen that there must be an element, $A_1|B_1$ say, of Σ such that except for $\{u', w'\}$ and $\{v', w'\}$ no other edges of \mathcal{T}' displays $A_1|B_1$ in \mathcal{T}' , and so its counterpart in Σ_b is not displayed by \mathcal{T}'_b . Clearly, this counterpart in Σ_b is not produced via a type (i) or (ii) replacement. Suppose that $\{u', w'\}$ is distinguished by $A_1|B_1$ in \mathcal{T}' . Without loss of generality, we may assume that $\phi'(A_1)$ is a subset of the vertex set of the component of $\mathcal{T}' \setminus \{u', w'\}$ containing u' , in which case, $b \notin A_1$. If a is not an element of A_1 , then, by the first observation, $\{\{a, b\}, A_1\}$ is not an element of E , but $\{\{a, b\}, A_1\}$ is an element of E' ; a contradiction. Thus $a \in A_1$. Since the counterpart of $A_1|B_1$ in Σ_b is not produced via a type (i) or (ii) replacement, $|A_1| \geq 2$, and therefore, as $w' \notin \phi'(X)$, it follows by the second observation that $b \notin B_1$. This implies, by the first observation, that $\{\{a, b\}, B_1\}$ is not an element of E . However, $\{\{a, b\}, B_1\}$ is an element of E' ; a contradiction. Hence $\{u', w'\}$ is not distinguished by $A_1|B_1$. Similarly, $\{v', w'\}$ is not distinguished by $A_1|B_1$. Therefore $\{u', w'\}$ and $\{v', w'\}$ are precisely the edges of \mathcal{T}' that display $A_1|B_1$ in \mathcal{T}' . Without loss of generality, we may assume that $\phi'(A_1)$ and $\phi'(B_1)$ are subsets of the vertex sets of the components of $\mathcal{T}' \setminus \{u', w'\}$ and $\mathcal{T}' \setminus \{v', w'\}$ containing u' and v' , respectively. Assuming a is not an element of A_1 and arguing as above, we deduce that $a \in A_1$. Similarly, $b \in B_1$. Since the counterpart of $A_1|B_1$ in Σ_b is not produced via a type (i) or (ii) replacement, $|A_1| \geq 2$ and $|B_1| \geq 2$, contradicting the second observation. Thus \mathcal{T}'_b does indeed display Σ_b .

Let E_b and E'_b denote the edge sets of the graphs $G(\mathcal{T}_b, \Sigma_b)$ and $G(\mathcal{T}'_b, \Sigma_b)$, respectively. We now show that $E'_b \subseteq E_b$. Let C_b and D_b be elements of $\mathcal{C}(\Sigma_b)$, and suppose that $\{C_b, D_b\}$ is an element of E'_b . Let C and D be the counterparts of C_b and D_b in $\mathcal{C}(\Sigma)$, respectively. If a is an element of both C_b and D_b , then $\{C_b, D_b\}$ is an element of E_b . Therefore we may assume that a is not an element of both C_b and D_b . We next show that $\{C, D\}$ is an element of E' . The only plausible case where this may not happen is when $\mathcal{T}'_b(C_b) \cap \mathcal{T}'_b(D_b) = \{w'_b\}$ and $\mathcal{T}'(C) \cap \mathcal{T}'(D) = \emptyset$, in which case, $\{\{a, b\}, C\}$ and $\{\{a, b\}, D\}$ are both elements of E' . Since $E' \subseteq E$, it follows by the first observation that either a or b is an element of C and either a or b is an element of D . But then a is an element of both C_b and D_b , contradicting our assumption earlier in the paragraph. Thus $\{C, D\} \in E'$. So, as $E' \subseteq E$, $\{C, D\} \in E$, which in turn implies that $\{C_b, D_b\} \in E_b$. Hence $E'_b \subseteq E_b$ as claimed.

At last, we can invoke the induction assumption which implies that \mathcal{T}'_b is isomorphic to \mathcal{T}_b . Using the facts that \mathcal{T}'_b is obtained by contracting $\{u', w'\}$ and $\{v', w'\}$ in \mathcal{T}' , and that each of $\{u, w\}$ and $\{v, w\}$ of \mathcal{T} is distinguished by an element of Σ , it is easily deduced that \mathcal{T}' is isomorphic to \mathcal{T} . This completes the proof of Case (a).

Case (b). The number of edges in P' is one.

In this case, we argue, as in Case (a), to deduce that \mathcal{T}'_b is isomorphic to \mathcal{T}_b . However, in this case, as each of $\{u, w\}$ and $\{v, w\}$ of \mathcal{T} is distinguished by an element of Σ in \mathcal{T} , we deduce a contradiction. This completes the proof of Theorem 3.2. \square

The next lemma, [9, Rule 2], is needed for the proof of Lemma 3.4.

Lemma 3.3. *Let $A_1|B_1$ and $A_2|B_2$ be partial X -splits. Let \mathcal{T} be a phylogenetic X -tree that displays $A_1|B_1$ and $A_2|B_2$. If $\mathcal{T}(A_1) \cap \mathcal{T}(A_2)$, $\mathcal{T}(A_2) \cap \mathcal{T}(B_1)$, and $\mathcal{T}(B_1) \cap \mathcal{T}(B_2)$ are all non-empty, then \mathcal{T} displays $(A_1 \cup A_2)|B_2$.*

Let $\mathcal{T} = (T; \phi)$ be a phylogenetic X -tree, and let $e = \{u, v\}$ be an internal edge of T that displays the partial X -split $A|B$ so that A is a subset of the vertex set of the component of $T \setminus e$ containing u . Then e is *strongly distinguished* by $A|B$ if the vertex set of each component of $T \setminus u$, except for the one containing v , contains an element of A and the vertex set of each component of $T \setminus v$, except for the one containing u , contains an element of B . Observe that if e is strongly distinguished by $A|B$, then e is distinguished by $A|B$. Moreover, if \mathcal{T} is a binary phylogenetic X -tree, then the notions of distinguished and strongly distinguished are equivalent.

Lemma 3.4. *Let Σ be a set of partial X -splits. Let $\mathcal{T}_1 = (T_1; \phi_1)$ and $\mathcal{T}_2 = (T_2; \phi_2)$ be phylogenetic X -trees that display Σ . Suppose that every internal edge of \mathcal{T}_1 is strongly distinguished by an element of Σ and, moreover, $|\Sigma|$ is equal to the number of internal edges of \mathcal{T}_1 . If the edge set of $G(\mathcal{T}_1, \Sigma)$ is a subset of the edge set of $G(\mathcal{T}_2, \Sigma)$, then $\mathcal{T}_1 \leq \mathcal{T}_2$.*

Proof. The proof of Lemma 3.4 is by induction on the number of internal edges of \mathcal{T}_1 . If \mathcal{T}_1 has exactly one internal edge, then, as \mathcal{T}_2 displays Σ , it is clear that $\mathcal{T}_1 \leq \mathcal{T}_2$. Suppose that \mathcal{T}_1 has n internal edges, where $n \geq 2$, and assume that the result holds for all phylogenetic X -trees with a smaller number of internal edges. Throughout the proof, we denote the edge sets of $G(\mathcal{T}_1, \Sigma)$ and $G(\mathcal{T}_2, \Sigma)$ by E_1 and E_2 , respectively.

Let e be an internal edge of \mathcal{T}_1 with the property that every vertex adjacent to one of its end-vertices is a pendant vertex. Note that \mathcal{T}_1 must have such an edge. Denote the end-vertex of e with this property by w_1 and denote the other end-vertex of e by w_2 . Let f_1, f_2, \dots, f_r and g_1, g_2, \dots, g_s denote the pendant edges of \mathcal{T}_1 that are incident with w_1 and w_2 , respectively. Let h_1, h_2, \dots, h_t denote the internal edges of \mathcal{T}_1 , other than e , that are incident with w_2 . Note that $r \geq 2$ and $s + t \geq 2$ since \mathcal{T}_1 is a phylogenetic X -tree. Let $A|B$ be the (unique) partial X -split of Σ that strongly distinguishes e . Without loss of generality, we may assume that $A = \{a_1, a_2, \dots, a_r\}$, where a_1, a_2, \dots, a_r are the pendant vertices of \mathcal{T}_1 corresponding to the end-vertices of f_1, f_2, \dots, f_r , respectively. Let b_1, b_2, \dots, b_{s+t} be elements of B such that, for each distinct $j, k \in \{1, 2, \dots, s + t\}$, b_j and b_k are in different components of $\mathcal{T}_1 \setminus w_2$. Thus e is strongly distinguished by $A|\{b_1, b_2, \dots, b_{s+t}\}$ in \mathcal{T}_1 .

Let Σ_e be the set of partial X -splits obtained from Σ by removing $A|B$ and, for each $i \in \{1, 2, \dots, t\}$, replacing the element $A_i|B_i$ of Σ that strongly distinguishes h_i by $(A_i \cup A)|B_i$, where $A_i \cap A$ is non-empty.

Consider \mathcal{T}_1/e . Evidently, \mathcal{T}_1/e is a phylogenetic X -tree that displays Σ_e and $|\Sigma_e|$ is equal to the number of internal edges of \mathcal{T}_1/e . Furthermore, as every internal edge of \mathcal{T}_1 is strongly distinguished by an element of Σ in \mathcal{T}_1 , it is easily seen that every internal edge of \mathcal{T}_1/e is strongly distinguished by an element of Σ_e in \mathcal{T}_1 . Now

consider \mathcal{T}_2 . We next show that \mathcal{T}_2 displays Σ_e . Since \mathcal{T}_2 displays Σ , it suffices to show that, for each $i \in \{1, 2, \dots, t\}$, \mathcal{T}_2 displays $(A_i \cup A)|B_i$. It is straightforward to deduce that each of $\mathcal{T}_1(A) \cap \mathcal{T}_1(A_i)$, $\mathcal{T}_1(A_i) \cap \mathcal{T}_1(B)$, and $\mathcal{T}_1(B) \cap \mathcal{T}_1(B_i)$ is non-empty. Therefore, as $E_1 \subseteq E_2$, each of $\mathcal{T}_2(A) \cap \mathcal{T}_2(A_i)$, $\mathcal{T}_2(A_i) \cap \mathcal{T}_2(B)$, and $\mathcal{T}_2(B) \cap \mathcal{T}_2(B_i)$ is non-empty. Hence, by Lemma 3.3, \mathcal{T}_2 displays $(A_i \cup A)|B_i$.

To invoke the induction assumption, we lastly show that the edge set E_{1e} of $G(\mathcal{T}_1/e, \Sigma_e)$ is a subset of the edge set E_{2e} of $G(\mathcal{T}_2, \Sigma_e)$. Let $\{C, D\}$ be an element of E_{1e} . Then $\mathcal{T}_1/e(C) \cap \mathcal{T}_1/e(D)$ is non-empty. There are three possibilities to consider depending upon whether C or D is of the form $A_i \cup A$ for some $i \in \{1, 2, \dots, t\}$.

Evidently, if C and D are of the forms $A_i \cup A$ and $A_j \cup A$, for some $i, j \in \{1, 2, \dots, t\}$, then $\mathcal{T}_2(C) \cap \mathcal{T}_2(D)$ is non-empty. Suppose that exactly one of C and D is of the form $A_i \cup A$ for some i . Without loss of generality, we may assume that C has this property. If $D \cap A$ is non-empty, then $\mathcal{T}_2(C) \cap \mathcal{T}_2(D)$ is non-empty. Therefore assume that $D \cap A$ is empty. Then, as every element of A is adjacent to w_1 in \mathcal{T}_1 and $\mathcal{T}_1/e(C) \cap \mathcal{T}_1/e(D)$ is non-empty, it follows that $\mathcal{T}_1(A_i) \cap \mathcal{T}_1(D)$ is non-empty. This in turn implies that $\mathcal{T}_2(A_i) \cap \mathcal{T}_2(D)$ is non-empty as $E_1 \subseteq E_2$, and therefore $\mathcal{T}_2(C) \cap \mathcal{T}_2(D)$ is non-empty.

Now suppose that neither C nor D is of the form $A_i \cup A$. For this possibility, we show that $\mathcal{T}_1(C) \cap \mathcal{T}_1(D)$ is non-empty, thus showing that $\mathcal{T}_2(C) \cap \mathcal{T}_2(D)$ is non-empty as $E_1 \subseteq E_2$. Assume that $\mathcal{T}_1(C) \cap \mathcal{T}_1(D)$ is empty. Then, as $\mathcal{T}_1/e(C) \cap \mathcal{T}_1/e(D)$ is non-empty, $w_1 \in \mathcal{T}_1(C)$ and $w_2 \notin \mathcal{T}_1(C)$. Therefore, by the assumptions on Σ in the statement of the theorem, C must equal A . However, A is not an element of $\mathcal{C}(\Sigma_e)$. This contradiction completes the proof of the last possibility, and so $E_{1e} \subseteq E_{2e}$.

It now follows by the induction assumption that $\mathcal{T}_1/e \leq \mathcal{T}_2$. Suppose that \mathcal{T}_2 is not a resolution of \mathcal{T}_1 . Then \mathcal{T}_2 must resolve \mathcal{T}_1/e so that, for every internal edge e' of \mathcal{T}_2 with the property that A is a subset of the vertex set V' of one component of $\mathcal{T}_2 \setminus e'$, $B \cap V'$ is non-empty. But this implies that \mathcal{T}_2 does not display $A|B$. This contradiction completes the proof of Lemma 3.4. \square

The next corollary generalizes Lemma 3.4.

Corollary 3.5. *Let Σ be a set of partial X -splits. Let \mathcal{T}_1 and \mathcal{T}_2 be phylogenetic X -trees that display Σ . Suppose that every internal edge of \mathcal{T}_1 is strongly distinguished by an element of Σ . If the edge set of $G(\mathcal{T}_1, \Sigma)$ is a subset of $G(\mathcal{T}_2, \Sigma)$, then $\mathcal{T}_1 \leq \mathcal{T}_2$.*

Proof. Let $\mathcal{T}_1 = (\mathcal{T}_1; \phi_1)$, and choose Σ' to be a subset of Σ so that $|\Sigma'|$ is equal to the number of internal edges of \mathcal{T}_1 and every internal edge of \mathcal{T}_1 is strongly distinguished by an element of Σ' . Since $E(G(\mathcal{T}_1, \Sigma)) \subseteq E(G(\mathcal{T}_2, \Sigma))$, it follows that $E(G(\mathcal{T}_1, \Sigma')) \subseteq E(G(\mathcal{T}_2, \Sigma'))$. Therefore, by Lemma 3.4, $\mathcal{T}_1 \leq \mathcal{T}_2$ as required. \square

We now combine Theorem 3.2 and Corollary 3.5 to formally prove Lemma 3.1.

Proof of Lemma 3.1. Let \mathcal{T} be a binary phylogenetic X -tree that displays Σ and is distinguished by Σ , and let G be the unique minimal restricted chordal completion of $\text{int}(\Sigma)$. Combining Corollary 2.5 and Theorem 3.2, we deduce that $G(\mathcal{T}, \Sigma) = G$.

Suppose that T' is an X -tree that displays Σ . Then there is a phylogenetic X -tree T'' that displays Σ such that $T' \leq T''$. Since T is binary and is distinguished by Σ , every internal edge of T is strongly distinguished by an element of Σ . Therefore, by Corollary 3.5, $T \leq T''$. But T is a binary phylogenetic X -tree, and so $T'' \cong T$. As T is distinguished by Σ , it follows that $T' = T''$. We conclude that Σ defines T . \square

Proof of Theorem 1.2. Suppose that Σ defines an X -tree T . Then, by Proposition 2.6, T satisfies the properties of (i). Let G be a restricted chordal completion of $\text{int}(\Sigma)$. We next show that there is a unique minimal restricted chordal completion of $\text{int}(\Sigma)$, namely, $G(T, \Sigma)$.

Let G' be a minimal restricted chordal completion of $\text{int}(\Sigma)$ so that $E(G')$ is a subset of $E(G)$. Then, by Corollary 2.5, there exists an X -tree T' such that $E(G(T', \Sigma)) = E(G')$. By Lemma 2.3, T' displays Σ and so, as Σ defines T , we must have $T' \cong T$. Since $E(G(T', \Sigma)) \subseteq E(G)$, it follows that $E(G(T, \Sigma)) \subseteq E(G)$. Hence there is a unique minimal restricted chordal completion of $\text{int}(\Sigma)$, namely, $G(T, \Sigma)$.

It now follows that the proof of Theorem 1.2 is completed by showing that if (i) and (ii) hold, then Σ defines an X -tree. We begin with three lemmas. For $n \geq 2$, let $A_1|A_2|\cdots|A_n$ be an element of Σ , and consider the set $\bigcup_{1 \leq i < j \leq n} \{A_i|A_j\}$. Let Σ' denote the collection of all such sets that are obtained in this way from the elements of Σ .

Lemma 3.6. *An X -tree T' displays Σ if and only if T' displays Σ' .*

Proof. Let $A_1|A_2|\cdots|A_n$ be an element of Σ , where $n \geq 2$. To prove Lemma 3.6, we simply need to show that T' displays $A_1|A_2|\cdots|A_n$ if and only if T' displays $\bigcup_{1 \leq i < j \leq n} \{A_i|A_j\}$. The “only if” part of this last statement clearly holds. To prove the converse, suppose that T' does not display $A_1|A_2|\cdots|A_n$. Then, for some distinct i and j of $\{1, 2, \dots, n\}$, the set $T'(A_i) \cap T'(A_j)$ is non-empty. But then T' does not display $A_i|A_j$, and so T' does not display $\bigcup_{1 \leq i < j \leq n} \{A_i|A_j\}$. This completes the proof of Lemma 3.6. \square

The first of the next two lemmas is a useful observation which is repeatedly used in the rest of the proof.

Lemma 3.7. *Let T' be an X -tree that displays Σ (or, equivalently, displays Σ'). Let A and B be elements of $\mathcal{C}(\Sigma)$ such that $A \cap B$ is empty. Then $\{A, B\}$ is an edge of $G(T', \Sigma)$ if and only if $\{A, B\}$ is an edge of $G(T', \Sigma')$.*

Lemma 3.8. *Let T' be an X -tree that displays Σ (or, equivalently, displays Σ'). If $G(T', \Sigma')$ is a minimal restricted chordal completion of $\text{int}(\Sigma')$, then $G(T', \Sigma)$ is a minimal restricted chordal completion of $\text{int}(\Sigma)$.*

Proof. Suppose that $G(T', \Sigma')$ is a minimal restricted chordal completion of $\text{int}(\Sigma')$, but $G(T', \Sigma)$ is not a minimal restricted chordal completion of $\text{int}(\Sigma)$. Then, by Corollary 2.5, there is an X -tree T'' that displays Σ such that $E(G(T'', \Sigma))$ is a proper subset of $E(G(T', \Sigma))$. By Lemma 3.6, T'' displays Σ' , and so, by

Lemma 2.3, $G(T'', \Sigma')$ is a restricted chordal completion of $\text{int}(\Sigma')$. We obtain a contradiction by showing that $E(G(T'', \Sigma'))$ is a proper subset of $E(G(T', \Sigma'))$.

Let $\{A', B'\}$ be an edge of $G(T'', \Sigma')$. If $A' \cap B' \neq \emptyset$, then $\{A', B'\}$ is an edge of $G(T', \Sigma')$. Therefore assume that $A' \cap B' = \emptyset$. Then, by Lemma 3.7, $\{A', B'\}$ is an edge of $G(T'', \Sigma)$, and so, as $E(G(T'', \Sigma)) \subset E(G(T', \Sigma))$, $\{A', B'\}$ is an edge of $G(T', \Sigma)$. By Lemma 3.7, $\{A', B'\}$ is an edge of $G(T', \Sigma')$. Thus $E(G(T'', \Sigma'))$ is a subset of $E(G(T', \Sigma'))$. To see that this inclusion is proper, let $\{A, B\}$ be an element of $E(G(T', \Sigma)) - E(G(T'', \Sigma))$. Clearly, $A \cap B$ is empty, and so using Lemma 3.7 twice, we get that $\{A, B\}$ is an edge of $G(T', \Sigma')$, but is not an edge of $G(T'', \Sigma')$. Hence $E(G(T'', \Sigma'))$ is a proper subset of $E(G(T', \Sigma'))$, thus completing the proof of Lemma 3.8. \square

We now combine Lemmas 3.6 and 3.8 with Lemma 3.1 to complete the proof of Theorem 1.2.

Suppose that (i) and (ii) hold. We first show that (i) and (ii) of Lemma 3.1 hold with Σ' replacing " Σ ". Using Lemma 3.6, it is easily seen that an X -tree that satisfies (i) of Theorem 1.2 satisfies (i) of Lemma 3.1. Now suppose, to the contrary, that there is not a unique minimal restricted chordal completion of $\text{int}(\Sigma')$. Let G'_1 and G'_2 be two distinct minimal restricted chordal completions of $\text{int}(\Sigma')$. By Corollary 2.5, there exists two distinct X -trees, T'_1 and T'_2 say, such that $G(T'_1, \Sigma') = G'_1$ and $G(T'_2, \Sigma') = G'_2$. By Lemma 3.8, $G(T'_1, \Sigma)$ and $G(T'_2, \Sigma)$ are both minimal restricted chordal completions of $\text{int}(\Sigma)$. We show that the last two graphs are distinct, thus getting our desired contradiction.

Since G'_1 and G'_2 are distinct, there is an edge $\{C', D'\}$ of G'_1 that is not an edge of G'_2 . Clearly, $C' \cap D' = \emptyset$. Therefore, by Lemma 3.7, $\{C', D'\}$ is an edge of $G(T'_1, \Sigma)$, but is not an edge of $G(T'_2, \Sigma)$. Thus $G(T'_1, \Sigma)$ and $G(T'_2, \Sigma)$ are distinct; a contradiction. Hence there is a unique minimal restricted chordal completion of $\text{int}(\Sigma')$.

With (i) and (ii) of Lemma 3.1 satisfied it now follows that Σ' defines an X -tree, which in turn implies by Lemma 3.6 that Σ defines an X -tree, completing the proof of Theorem 1.2. \square

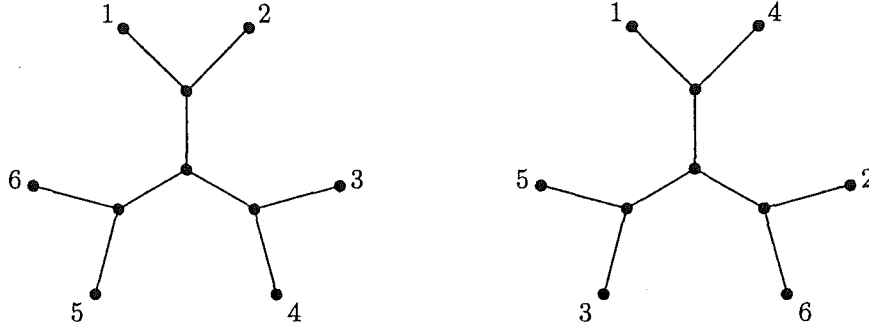
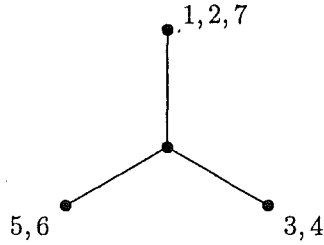
4. EXAMPLES AND FURTHER RESULTS

We begin this section with two examples highlighting the fact that conditions (i) and (ii) in the statement of Theorem 1.2 cannot be weakened.

The first example shows that if (i) holds, the uniqueness part of (ii) in the statement of Theorem 1.2 is necessary. Let $X = \{1, 2, \dots, 6\}$ and let Σ be the set

$$\{\{1, 2\}|\{3, 5\}, \{3, 4\}|\{2, 6\}, \{5, 6\}|\{1, 4\}\} \cup \{\{i\}|X - \{i\} : i \in \{1, 2, \dots, 6\}\}$$

of partial partitions of X . The two binary phylogenetic X -trees in Figure 3 display Σ , and thus Σ does not define an X -tree. However, as shown in [2], the first of these binary phylogenetic X -trees (as well as the second) also distinguishes Σ , and


 FIGURE 3. Two binary phylogenetic X -trees with $X = \{1, 2, \dots, 6\}$.

 FIGURE 4. An X -tree that is distinguished by $\{\{1, 2\}|\{3, 5\}, \{3, 4\}|\{2, 6, 7\}, \{5, 6\}|\{1, 4, 7\}\}$.

so, by Theorem 1.2, there are at least two minimal restricted chordal completions of $\text{int}(\Sigma)$.

The next example shows that even deleting “minimal” in the second condition in the statement of Theorem 1.2 is no guarantee that the theorem holds without the full strength of (i). Let $X = \{1, 2, \dots, 7\}$ and let Σ be the set

$$\{\{1, 2\}|\{3, 5\}, \{3, 4\}|\{2, 6, 7\}, \{5, 6\}|\{1, 4, 7\}\}$$

of partial partitions of X . The graph in Figure 2(ii) is the unique restricted chordal completion of $\text{int}(\Sigma)$. However, every resolution of the X -tree in Figure 4 displays Σ . The tree in Figure 2(i) is one such X -tree. Hence, by Theorem 1.2, no X -tree displaying Σ can be a binary phylogenetic X -tree that is distinguished by Σ .

We finish this section with some minor results relating to Theorems 1.1 and 1.2.

Proposition 4.1. *Let Σ be a set of partial partitions of X , where $|X| \geq 3$. If Σ defines a binary phylogenetic tree, then $\text{int}(\Sigma)$ is connected.*

Proof. Suppose, to the contrary, that $\text{int}(\Sigma)$ is disconnected. We prove the case for when $\text{int}(\Sigma)$ has two components, G_1 and G_2 say. This argument extends straightforwardly to cover the case when $\text{int}(\Sigma)$ has at least three components.

For each $i \in \{1, 2\}$, let C_i denote the vertex set of G_i , and let X_i denote the union of the elements of C_i . As $\text{int}(\Sigma)$ is disconnected, X is the disjoint union of X_1 and X_2 . Let \mathcal{T} be the binary phylogenetic tree defined by Σ . Since $|X| \geq 3$,

either $|X_1| \geq 2$ or $|X_2| \geq 2$. Without loss of generality, we may assume that $|X_1| \geq 2$: Since both X_1 and X_2 are non-empty, and since $|X| \geq 3$, there exists a binary phylogenetic tree on X , different from \mathcal{T} , that can be constructed by adding a vertex to an edge of $\mathcal{T}|_{X_1}$ and either (i) adding a vertex to an edge of $\mathcal{T}|_{X_2}$, and then joining the two new vertices with an edge if $|X_2| \geq 2$, or (ii) joining the new vertex with the vertex of $\mathcal{T}|_{X_2}$ with an edge if $|X_2| = 1$. In either case, denote the resulting binary phylogenetic tree on X by \mathcal{T}' .

We now show that $G(\mathcal{T}', \Sigma)$ is a restricted chordal completion of $\text{int}(\Sigma)$. By Corollary 2.2, $G(\mathcal{T}', \Sigma)$ is chordal. Let A and A' be non-empty cells of an element of Σ . We need to show that A and A' are non-adjacent in $G(\mathcal{T}', \Sigma)$. If A and A' are in different components of $\text{int}(\Sigma)$, then A and A' are non-adjacent in $G(\mathcal{T}', \Sigma)$. Suppose that A and A' are in the same component of $\text{int}(\Sigma)$. Without loss of generality, we may assume that both A and A' are vertices of G_1 . Then both A and A' are subsets of X_1 . Since \mathcal{T} displays Σ , \mathcal{T} displays every partial partition of Σ containing A and A' . Therefore $A|A'$ is a partial split of \mathcal{T} . By our construction of \mathcal{T}' , this means that $A|A'$ is a partial split of \mathcal{T}' . Therefore A and A' are non-adjacent in $G(\mathcal{T}', \Sigma)$. Thus $G(\mathcal{T}', \Sigma)$ is a restricted chordal completion of $\text{int}(\Sigma)$, and so, by Lemma 2.3, \mathcal{T}' displays Σ . This contradicts the fact that Σ defines \mathcal{T} completes the proof of Proposition 4.1. \square

Let Σ be a collection of partial partitions of X , and let x be an element of X . For any subset A of X , let A_x denote the set $A - \{x\}$ and, for any σ in Σ , let σ_x denote the partial partition of X obtained from σ by deleting x from every cell. Provided $\{x\}$ is not an element of $\mathcal{C}(\Sigma)$, let $\Sigma_x = \{\sigma_x : \sigma \in \Sigma\}$. We say x is *redundant* (relative to Σ) if the x -deletion map ψ from Σ into Σ_x defined by $\psi(\sigma) = \sigma_x$ induces a graph isomorphism between $\text{int}(\Sigma)$ and $\text{int}(\Sigma_x)$.

Lemma 4.2. *Let x be an element of X , and let Σ be a set of partial partitions of X . If x is redundant, and \mathcal{T}_x is an X_x -tree that displays Σ_x , then there exists an X -tree \mathcal{T} that displays Σ and satisfies $\mathcal{T}|_{X_x} = \mathcal{T}_x$.*

Proof. Let V denote the subset of $\mathcal{C}(\Sigma)$ in which each element contains x . Thus every two elements of V is adjacent in $\text{int}(\Sigma)$. Let $V_x = \{A_x : A \in V\}$.

Since $\text{int}(\Sigma) \cong \text{int}(\Sigma_x)$ under the x -deletion map, every two elements of V_x are adjacent in $\text{int}(\Sigma_x)$. Consequently, for all pairs A_x and A'_x in V_x , we have $\mathcal{T}_x(A_x) \cap \mathcal{T}_x(A'_x) \neq \emptyset$. By the Helly property for subtrees of a tree (see [7, p. 92]), it follows that

$$\bigcap_{A_x \in V_x} \mathcal{T}_x(A_x) \neq \emptyset.$$

Select a vertex $v \in \bigcap_{A_x \in V_x} \mathcal{T}_x(A_x)$, and let \mathcal{T} be the X -tree obtained from \mathcal{T}_x by mapping x to v . Clearly $\mathcal{T}|_{X_x} = \mathcal{T}_x$, so provided \mathcal{T} displays Σ the proof is complete.

Let B and B' be elements of $\mathcal{C}(\Sigma)$. If $\mathcal{T}_x(B_x) \cap \mathcal{T}_x(B'_x) \neq \emptyset$, then $\mathcal{T}(B) \cap \mathcal{T}(B') \neq \emptyset$. Conversely, if $\mathcal{T}_x(B_x) \cap \mathcal{T}_x(B'_x) = \emptyset$, then $\mathcal{T}(B) \cap \mathcal{T}(B') = \emptyset$ as x labels a vertex in $\bigcap_{A_x \in V_x} \mathcal{T}_x(A_x)$. Therefore the x -deletion map from Σ to Σ_x induces, not only the isomorphism between $\text{int}(\Sigma)$ and $\text{int}(\Sigma_x)$, but also an isomorphism between

$\text{int}(\{\mathcal{T}(B) : B \in \mathcal{C}(\Sigma)\})$ and $\text{int}(\{\mathcal{T}_x(B_x) : B \in \mathcal{C}(\Sigma)\})$. Hence $\text{int}(\{\mathcal{T}(B) : B \in \mathcal{C}(\Sigma)\})$ is a restricted chordal completion for $\text{int}(\Sigma)$, and so, by Lemma 2.3, \mathcal{T} displays Σ as required. \square

The proof of Corollary 4.3 is omitted. It is a straightforward consequence of Lemma 4.2.

Corollary 4.3. *Let Σ be a set of partial partitions of X . Suppose that $x \in X$ is redundant. Then*

- (i) *there exists an X -tree that displays Σ if and only if there exists an X -tree that displays Σ_x ; and*
- (ii) *Σ defines an X -tree if and only if Σ_x defines an X -tree.*

REFERENCES

- [1] J-P. Barthélemy and A. Guénoche, *Trees and Proximity Representations* (John Wiley and Sons, United Kingdom, 1991).
- [2] S. Böcker, A.W.M. Dress, and M. Steel, Patching up X -trees, *Ann. Combin.* 3 (1999) 1–12.
- [3] H.L. Bodlaender, M.R. Fellows, and T.J. Warnow, Two strikes against perfect phylogeny, in *Proceedings of the International Colloquium on Automata, Languages and Programming*, Vol. 623 of *Lecture Notes in Computer Science* (Springer-Verlag, Berlin, 1993) 273–283.
- [4] P. Buneman, The recovery of trees from measures of dissimilarity, in: F.R. Hodson, D.G. Kendall, and P. Tautu, eds., *Mathematics in the Archaeological and Historical Sciences* (Edinburgh University Press, 1971) 387–395.
- [5] P. Buneman, A characterisation of rigid circuit graphs, *Discrete Math.* 9 (1974) 205–212.
- [6] F. Gavril, The intersection graphs of subtrees in trees are exactly the chordal graphs, *J. Combin. Theory Ser. B* 16 (1974) 47–56.
- [7] M.C. Golumbic, *Algorithmic Graph Theory and Perfect Graphs* (Academic Press, New York, 1980).
- [8] F.R. McMorris and C.A. Meacham, Partition intersection graphs, *ARS Combinatoria* 16-B (1983) 135–138.
- [9] C.A. Meacham, Theoretical and computational considerations of the compatibility of qualitative taxonomic characters, in: J. Felsenstein, ed., *Numerical Taxonomy*, NATO ASI Series Vol. G1 (Springer-Verlag, 1983) 304–314.
- [10] M. Steel, The complexity of reconstructing trees from qualitative characters and subtrees, *J. Classif.* 9(1) (1992) 91–116.
- [11] J.R. Walter, *Representations of rigid cycle graphs*, Ph.D. Thesis, Wayne State University, Detroit, Michigan, 1972.

DEPARTMENT OF MATHEMATICS AND STATISTICS, UNIVERSITY OF CANTERBURY, PRIVATE BAG 4800, CHRISTCHURCH, NEW ZEALAND

E-mail address: c.semple@math.canterbury.ac.nz, m.steel@math.canterbury.ac.nz