


## Embedding indigenous principles in genomic research of culturally significant species: a conservation genomics case study

Levi Collier-Robinson<sup>1,2,3\*</sup> , Aisling Rayne<sup>3</sup> , Makarini Rupene<sup>1,4</sup>, Channell Thoms<sup>3,5</sup>  and Tammy Steeves<sup>3</sup> 

<sup>1</sup>Ngāi Tūāhuriri, Ngāi Tahu; <sup>2</sup>Ngāti Apa ki te rā tō, Te Whānau-ā-Apanui, Ngāti Porou

<sup>3</sup>School of Biological Sciences, University of Canterbury, Christchurch, New Zealand

<sup>4</sup>Ngāi Tahu Research Centre, University of Canterbury, Christchurch, New Zealand

<sup>5</sup>Ngāti Kuri, Ngāi Tahu

\*Author for correspondence (Email: levi.collier-robinson@pg.canterbury.ac.nz)

Published online: 28 November 2019

**Auheke:** He taonga ngā raraunga huinga ira mai i ngā koiiora o Aotearoa na te mea he whakaahuatanga ēnei raraunga o te whakapapa o Aotearoa. Nā konā, he tapu ēnei raraunga huinga ira, ā, he tika kia Māori te rangahau o te mātai iranga. Ko te haepapa o ngā kairangahau e mahi ana ki ngā raraunga huinga ira ki te whakawhanaunga atu ki ngā mana whenua o te takiwā kia kaha ake ngā mahi rangahau. Nā konei, ka whaiwhakaaro mātou e pā ana ki tō mātou whakakotahitanga o ngā āhuetanga o te kaupapa Māori me ngā mahi rangahau mātai iranga ki roto i tētahi kaupapa matua mai i Ngā Wero Pūtaiao o Ngā Koiiora Tuku Iho o Aotearoa, ā, ko te ingoa o tō mātou take ko ‘Characterising adaptive variation in Aotearoa New Zealand’s terrestrial and freshwater biota’. Kei te whakawhanake a tahi mātou ko ngā kaitiaki o Ngāi Tūāhuriri i tētahi kōrero e pā ana ki ngā piki me ngā heke o te whakaarotautanga o ngā urutaunga ira ki te awahi i ngā momo tata korehāhā, ngā momo mahinga kai hoki. Kia tutuki i ēnei wawata, i hangaia tētahi kaupapa e mātou. Ko te take o tēnei kaupapa ko te whakakotahitanga o te mātauranga Māori, ngā hangarau hou o te mātai iranga, me ngā āhuetanga o ngā pūnaha hauropi hoki, o te kōwaro (*Neochanna burrowsius*) rāua ko te kēkēwai (*Paranephrops zealandicus*). Ko te paparahi o tēnei kaupapa ko tētahi pou tarāwaho mō ngā tikanga o te kohinga pūtautau, te waihanganga raraunga huinga ira, me te rāhuitanga o ngā raraunga. Ko te tumanako ka tūtaki i ngā wawata o Te Tiriti o Waitangi, atu i tērā, mai i te whakakotahitanga o te kaupapa Māori me te mātai iranga, ka pai ake te atawhai ki ngā koiiora o Aotearoa, ā, ka whakamana hoki i ngā whanonga o ngā iwi Māori.

**Abstract:** Indigenous peoples around the world are leading discussions regarding genomic research of humans, and more recently, species of cultural significance, to ensure the ethical and equitable use of DNA. Within a Māori (indigenous people of Aotearoa New Zealand) worldview, genomic data obtained from taonga (treasured) species has whakapapa – generally defined as genealogy, whakapapa layers the contemporary, historical and mythological aspects of bioheritage – thus genomic data obtained from taonga species are taonga in their own right and are best studied using Māori principles. We contend it is the responsibility of researchers working with genomic data from taonga species to move beyond one-off Māori consultation toward building meaningful relationships with relevant Māori communities. Here, we reflect on our experience embedding Māori principles in genomics research as leaders of a BioHeritage National Science Challenge project entitled ‘Characterising adaptive variation in Aotearoa New Zealand’s terrestrial and freshwater biota’. We are co-developing a culturally-responsive evidence-based position statement regarding the benefits and risks of prioritising adaptive potential to build resilience in threatened taonga species, including species destined for customary or commercial harvest. To achieve this, we co-developed a research programme with the local subtribe, Ngāi Tūāhuriri, that integrates Māori knowledge with emerging genomic technologies and extensive ecological data for two taonga species, kōwaro (Canterbury mudfish; *Neochanna burrowsius*) and kēkēwai (freshwater crayfish; *Paranephrops zealandicus*). The foundation of our research programme is an iterative decision-making framework that includes tissue sampling as well as data generation, storage and access. Beyond upholding the promises made in The Treaty of Waitangi, we contend the integration of Māori principles in genomics research will enhance the recovery of taonga species and enable the realisation of Māori values.

**Keywords:** kaitiakitanga, kaupapa Māori, mahinga kai, Mātauranga Māori, rangatiratanga, taonga species

## Introduction

Indigenous peoples around the world are leading discussions regarding genomic research to ensure the ethical and equitable use of DNA (e.g. Hudson et al. 2016a,b; Hudson et al. 2019; Jacobs et al. 2010; Reardon & Tallbear 2012). While these discussions have primarily focused on humans (e.g. Hudson et al. 2016a,b), there is a growing dialogue regarding genomic research of species that have cultural significance to local indigenous people. In Aotearoa New Zealand, there are many native and endemic species that are taonga to Māori (indigenous people of New Zealand). Taonga species can be generally defined as culturally significant species that shape Mātauranga Māori (Māori knowledge) and whakapapa, but ultimately, local iwi (tribe) and hapū (sub-tribe) have the authority to define their own taonga (see <http://www.waitangitribunal.govt.nz/>; Ngāi Tahu Claims Settlement Act 1998). Many of these taonga species are also of significant interest to both national and international researchers. Here, we discuss the cultural significance of taonga species and show how Māori approaches can be better integrated in the genomic research of taonga species in Aotearoa New Zealand.

Te Tiriti o Waitangi / The Treaty of Waitangi (1840) is a crucial founding document that frames the relationship between Māori and the British Crown in Aotearoa New Zealand. Thus, Te Tiriti o Waitangi (the Māori version of the Treaty) should be at the forefront of all interactions between Māori and Pākehā (New Zealander of European descent). Article Two of Te Tiriti o Waitangi guarantees to Māori the rangatiratanga (chieftainship) over their taonga and ensures that the rights of both Māori as tangata whenua (people of the land) and Pākehā are preserved. Historically there have been numerous actions from the Crown that breached these promises of Te Tiriti o Waitangi (Walker 1990). Iwi Māori fought for generations to settle these historical grievances which led to the Treaty of Waitangi Act 1975 and the establishment of the Waitangi Tribunal (Walker 1990). Now, many iwi are moving beyond settling their historical grievances into an era of growth and partnership. For example, in his address at the Ngāi Tahu Treaty Commemoration Hui at Ōnuku Marae (2019), Tā Tipene O'Regan stated "...we have now reached a point where we must see ourselves no longer as the damaged and dispossessed victims of the New Zealand Project but as part of, and contributors to, the development of what this nation might yet become."

As a living document in Aotearoa New Zealand, Te Tiriti o Waitangi has led to government policies and Waitangi Tribunal Reports that provide a clear mandate for research partnership. Of particular relevance, Vision Mātauranga (Ministry of Research, Science and Technology 2007) seeks to 'unlock the science and innovation potential of Māori knowledge, people and resources' and Ko Aotearoa Tēnei/This is New Zealand, a report into the WAI 262 claim, extends the scope of Te Tiriti o Waitangi to claim the rights of Māori to ngā taonga katoa (Ataria et al. 2018). In Te Ao Māori (the Māori world), ngā taonga katoa refers to all things that are treasured by Māori, including indigenous culture, knowledge, flora and fauna. Thus, Te Tiriti o Waitangi is an important consideration for all research conducted in Aotearoa New Zealand, especially research involving taonga species.

As researchers based at The University of Canterbury, we fall within the territory of Ngāi Tahu who are mana whenua (those with authority over the land) for most of Te Waipounamu / the South Island. Ngāi Tūāhuriri is the hapū that are mana

whenua from Hurunui to Hakatere and inland to the Main Divide. Te Rūnanga o Ngāi Tahu (Ngāi Tahu tribal council) negotiated Treaty settlements with the Crown earlier than most iwi and since then, has experienced significant growth and development. However, not all tribal groups have had the same experiences, and each iwi and hapū are at a unique stage of development. These factors can affect the capacity for mana whenua to be involved in taonga species research, but it does not influence the relevance of the research to them. Furthermore, for researchers, developing a deeper understanding of the needs, aspirations and circumstances of relevant iwi or hapū enables them to better apply their skills to research questions that are of interest to mana whenua.

The following quote from Kamps Deed, the largest Ngāi Tahu land purchase by the Crown (Evison 2006) details the importance of mahinga kai (traditional food gathering) to Ngāi Tahu "Ko ō mātou kāinga nohoanga, ko ā mātou mahinga kai, me waiho mārie mō ā mātou tamariki, mō muri iho i a mātou." ("Our places of residence, cultivations and food gathering places must still be left to us, for ourselves and our children after us").

As a reminder of past breaches of Te Tiriti o Waitangi and a forecast of the future direction for the iwi, it led to the following quote which now acts as the guiding whakataukī (proverb) for Ngāi Tahu: "Mō tatou, ā, mō kā uri ā muri ake nei" ("For us, and our descendants after us")

Kaupapa Māori (Māori approach) research is based on several key principles and philosophies that are applicable to all research conducted in Aotearoa New Zealand. It is an approach that has arisen from Te Tiriti o Waitangi that enables researchers to consider ethical, methodological and cultural issues from another perspective throughout the research process (Pihama et al. 2002; Smith 1997; Smith 2013; Walker et al. 2006). Kaupapa Māori research originated within an education context (Smith 1997) and has since been expanded by several Māori theorists to encompass research in a more general sense (Pihama 2012; Pihama et al. 2002; Smith 2013). Although there are many interconnected kaupapa Māori research principles, some may be more relevant than others within any given context.

Ngāi Tahu and Ngāi Tūāhuriri place a strong emphasis on embodying the following core values: whakapapa, whanaungatanga (relationship), manaakitanga (respect), tikanga (protocol), tohungatanga (expertise), rangatiratanga and kaitiakitanga (stewardship). All of these are either kaupapa Māori principles themselves or encompassed by them. Below, we frame these core values and highlight four key aspects of kaupapa Māori research applicable to genomic research involving taonga species with a particular focus on Ngāi Tahu interests.

## Ngā taonga katoa

This context provided by Article Two of Te Tiriti o Waitangi is about acknowledging the validity and relevance of Māori ways of knowing and understanding the world (Pihama et al. 2002). Below we discuss several interconnected concepts in Te Ao Māori that we advocate researchers use when working with taonga species that may lead to opportunities to integrate Mātauranga Māori and western science.

Te Reo Māori (the Māori language) is an excellent starting point. Te Ao Māori is entrenched in the language, including Māori place names, whakataukī, and associated stories (Wehi

et al. 2009; Whaanga et al. 2018). In contrast to the analytical nature of the English language, Te Reo Māori is filled with symbolism and emotional embellishment that allows Māori to intuitively grasp complex concepts. Embracing the strengths of both languages can lead to co-development of research frameworks relevant to both Māori and non-Māori (Mercier 2018; Walker et al. 2006). For example, mauri is the life force found in all things: it is the essential quality and vitality of an entity, whether that is a physical object, an individual or an ecosystem (Hikuroa et al. 2011). The integration of Mātauranga Māori and western science can enable frameworks that seek to maintain and enhance mauri and other Māori values (Harmsworth and Tipa 2006; Hikuroa et al. 2011; Hudson et al. 2016c; Rainforth and Harmsworth 2019).

Tikanga Māori is about the appropriate way to operate within a Māori context; including customary practices, protocols and ethics (Mead 2003). While the details of tikanga vary across iwi, tikanga still apply to all facets of Māori life. It dictates how Māori interact with each other, and with their environment and taonga. Tapu and noa are multifaceted Māori concepts that fundamentally shape tikanga Māori. Tapu refers to that which is sacred, special, forbidden or restricted; whereas noa is the inverse of tapu and refers to the common and unrestricted (Mead 2003). All taonga are inherently tapu, and tikanga therefore determine how people interact with our taonga.

Mātauranga Māori is traditionally passed down orally through pūrākau (stories), waiata (songs), pepeha (tribal sayings) and whakataukī, or visually through mahi toi (art; Hikuroa 2017). These ancestral stories are then contextualised using whakapapa (Tau 2001). Although many pūrākau are myths and heavily symbolic in nature, they still serve the practical function of passing on Māori culture and the knowledge of the natural world through a Māori world view (Hikuroa 2017). They also explain the relationship that tangata whenua share with the world around them by associating their ancestors with specific aspects of the environment. For researchers with a genuine interest in embedding Mātauranga Māori in their research, developing a general understanding of Te Ao Māori is invaluable. Moreover, we argue it is imperative for researchers to be mindful of local context, particularly when working with the whakapapa of taonga species.

Whakapapa is generally defined as genealogy, but in Te Ao Māori, it encompasses much more than that (Te Rito 2007). It layers the contemporary, historical, spiritual and mythological aspects of heritage (Tau 2001). Whakapapa is critical in shaping how Māori view the world, and from a traditional Māori perspective, all life on Earth can be traced back through whakapapa (Tau 2001; Te Rito 2007). Although the most common application of whakapapa in a modern context is to describe family pedigrees, whakapapa is not limited to people. The whakapapa of people, animals and plants; mountains, rivers and winds are all interconnected and explain these complex relationships through a Māori lens (Tau 2001). There are a multitude of similarities between whakapapa and a range of western science disciplines, the most literal being DNA-based research.

DNA is a physical expression of whakapapa. Like DNA, whakapapa is unique to any one hierarchical group. This uniqueness inherently renders whakapapa – and by extension, DNA – as a taonga and something that is tapu (Beaton et al. 2017; Hudson et al. 2016a, 2016b, 2016c). Therefore, tikanga should influence the way that genetic and genomic data are generated and used. However, not all traditional tikanga practices apply

to something so novel. Indeed, as modern western science continues to develop new methods, the tikanga surrounding it will also change. Thus, there is a need for Māori communities to be involved with emerging DNA technologies so actions appropriate for Aotearoa New Zealand can be co-developed by researchers and tangata whenua.

The whakapapa of Māori deities can be viewed as a hierarchical classification of the origin of both the abiotic and biotic aspects of the environment. There are similarities in these ancient creation stories across iwi, but subtle differences between them reflect the need for Māori to describe novel landscapes in new ways. Whakapapa in these settings is used as a tool to enrich Mātauranga Māori within local contexts. For example, the story of Ranginui, Papatūānuku and their children is a very common Māori creation narrative (Reed 2004). However, Pokoharuatēpō, the first wife of Ranginui and the mother of Aoraki has special significance to Ngāi Tahu. In this narrative, the creation of what is now known as Te Waipounamu is attributed to the wreckage of Te Waka o Aoraki when Aoraki and his brothers journeyed to meet their new step-mother Papatūānuku. Aoraki and his brothers eventually turned to stone on top of their overturned canoe where they now form the principal peaks of the Southern Alps. This perspective of the landscape in Te Waipounamu is unique to Ngāi Tahu and this whakapapa illustrates the importance of Aoraki / Mt Cook to the people of Ngāi Tahu. By extension, researchers working in the Ngāi Tahu territory need to be mindful of the local narrative, for example, by developing an understanding of the significance of place names and the stories behind them (e.g. publicly available resources such as the cultural mapping project, Kā Huru Manu, see: <http://www.kahurumanu.co.nz/>).

## Key kaupapa Māori principles for genomic research on taonga species

A major focus of kaupapa Māori research is enabling rangatiratanga by providing tangata whenua with the autonomy and authority to practice and share their own culture, knowledge and other taonga in their own way (Pihama et al. 2002; Smith 1997). Within a research context, it enables Māori to shape how their taonga are researched: “He aha te mea nui o te Ao? He tāngata, he tāngata, he tāngata.” / “What is the most important thing in the world? It is the people, it is the people, it is the people.”

Whanaungatanga represents our relationships with one another and enables kaupapa Māori research through the process of building and maintaining meaningful partnerships with tangata whenua that are necessary for collaborative projects and an expression of rangatiratanga (Smith 2013; Walker et al. 2006; Cisternas et al. 2019). It lies at the core of Māori culture and society, therefore, whakawhānau (relationship building) is the most important step for researchers looking to engage with Māori in a meaningful way. Although there are frameworks available to assist researchers (e.g. Wilcox et al. 2008; Hudson & Russell 2009; Smith 2013; Cisternas et al. 2019), building significant relationships with Māori cannot be reduced to simple step-by-step procedures. However, these frameworks can help researchers to recognise and acknowledge the unique culture and tikanga of each iwi, hapū and whānau (family) that are involved in the research.

Kaitiakitanga is often translated as guardianship or stewardship. It is a term that has become widely used in

mainstream New Zealand regarding species conservation and ecosystem restoration. However, it encompasses more than just conserving species or restoring ecosystems: kaitiakitanga includes everything that is taonga to tangata whenua, including knowledge, culture and language (Lyver & Tylianakis 2017; Wehi & Lord 2017; Wehi et al. 2018; Lyver et al. 2019; Walker et al. 2019). Research focused on recovering taonga species, particularly mahinga kai species, has the potential to enhance these interconnected elements. Kaitiakitanga of mahinga kai includes the environment, language, culture and knowledge associated with harvesting practices. Thus, research that aims to enhance species recovery can facilitate more interactions with these species, allowing for the revitalisation of the associated language and practices (Wehi and Lord 2017; Wehi et al. 2018; Carter 2019).

Tohunga were traditionally expert practitioners in a given field that gave direction to others and helped to develop others. Therefore, tohungatanga encourages whānau to develop capability and capacity while supporting the development of others. The very nature of science collaboration with mana whenua achieves tohungatanga, as it builds expertise within iwi and hapū to pursue knowledge and ideas that will enable them to strengthen and grow. Furthermore, whanaungatanga is realised through genuine co-development of research ideas and active engagement throughout the research process. In doing so, rangatiratanga and kaitiakitanga are also realised because the authority and sovereignty that mana whenua have over their own taonga are recognised.

As researchers with pre-existing relationships with Ngāi Tahu and Ngāi Tūāhuriri, we were given the opportunity to incorporate these key kaupapa Māori principles in a new scope of work involving genomic research of threatened taonga species, and together with mana whenua frame a narrative that speaks to the subtleties of Te Ao Māori often overlooked by typical western science practice. Here, we share this narrative, not as a template to be followed or as a series of boxes to be ticked, but as an example of one way to better enhance the recovery of taonga species.

## Genomic research

Genetics and genomics approaches for studying DNA have become invaluable tools for many biological disciplines, including the conservation of threatened species (Galla et al. 2016). New technologies are rapidly expanding our ability to extract, generate and understand DNA. As these technologies become more efficient, they become more affordable and accessible too. Here, we provide a brief description of conservation genetics and genomics, and outline several necessary considerations when generating these data from taonga species.

Traditionally, conservation genetic studies use a small set of genetic markers scattered throughout the genome to estimate genetic diversity within and between populations in an effort to inform conservation management (Frankham et al. 2010). These strategies are generally implemented in a way that seeks to reduce adverse effects associated with small, isolated populations by minimising inbreeding and the loss of genetic diversity (Frankham et al. 2017). However, there are limitations to using only a small number of genetic markers within a genome that has millions, if not billions, of DNA base pairs, including variation at a small number of selectively neutral markers unlikely being representative of

genome-wide variation. At best, using limited numbers of genetic markers will only be able to be used as a proxy for the ability of a species to adapt to changing environments (Allendorf et al. 2010; Ouborg et al. 2010; Funk et al. 2012; Defaveri et al. 2013).

High-throughput DNA sequencing is rapidly changing the way that we address conservation genetic questions. These new technologies are enabling the generation of reference genomes, as well as the characterisation of many thousands of single nucleotide polymorphisms (SNPs), for non-model species (Galla et al. 2019). The ability to generate a large number of genome-wide markers within and among natural populations is enabling researchers to address old questions at higher resolution (estimating relatedness; Lemopoulos et al. 2019) and to tackle entirely new ones (characterising adaptive potential; Chen 2019; de Villemereuil et al. 2019).


Regardless of whether researchers generate handfuls of microsatellites versus thousands of SNPs, or single reference genomes versus numerous re-sequenced genomes, the status of these data as taonga remains the same (Fig. 1). However, researchers working with genetic and genomic data from taonga species have often failed to acknowledge this in a meaningful way. As a result, data security and management of genetic and genomic data from taonga species has become paramount and discussions from a Māori perspective are underway across Aotearoa New Zealand (e.g. SING Aotearoa - Summer internship for Indigenous peoples in Genomics, see: <https://www.singaotearoa.nz/>). These include discussions that will lead to the development of guidelines for genomic research of taonga species led by Genomics Aotearoa (Te Nohonga Kaitiaki, see: <https://www.genomics-aotearoa.org.nz/projects/te-nohonga-kaitiaki>). In the meantime, there are growing initiatives in Aotearoa New Zealand that seek to manage access and storage of genomic data from taonga species with appropriate kaitiakitanga (Catanach et al. 2019, Galla et al. 2019, Wellenreuther et al. 2019; for example, password protected genomic data, see: <https://www.genomics-aotearoa.org.nz/data> and <http://www.uconsert.org/data>).

## Case study

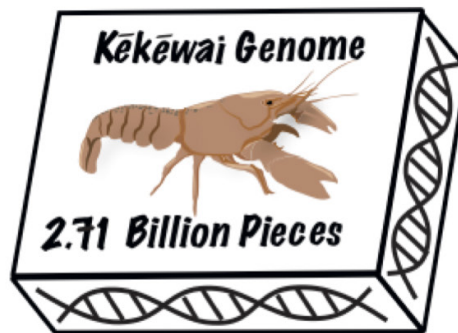

As leaders of a BioHeritage National Science Challenge (Characterising adaptive variation in Aotearoa New Zealand's terrestrial and freshwater biota), we co-developed a research programme with mana whenua that integrates Mātauranga Māori with emerging genomic technologies, and extensive ecological data to characterise adaptive potential (the ability to adapt to environmental change), in two taonga species, kōwaro (*Neochanna burrowsius*) and kēkēwai (*Paranephrops zealandicus*). We are combining these data with three additional focal species to co-develop a culturally-responsive, evidence-based position statement regarding the benefits and risks of prioritising adaptive potential to build resilience in threatened taonga species, including mahinga kai species destined for customary or commercial harvest. The foundation of our research programme is an iterative decision-making framework that embeds kaupapa Māori relevant principles. It begins by framing the research narrative in partnership with mana whenua followed by active engagement to make decisions regarding tissue sampling as well as data generation, storage and access, and ends by sharing the research narrative in partnership with mana whenua (Fig. 2). Below, we show how we applied the iterative decision-making framework to our

## a. Building the reference genome

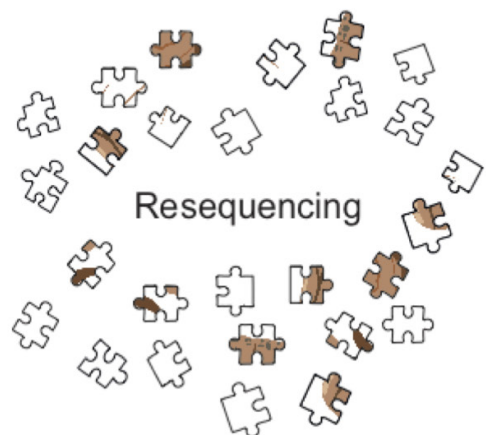
### Short-read sequencing



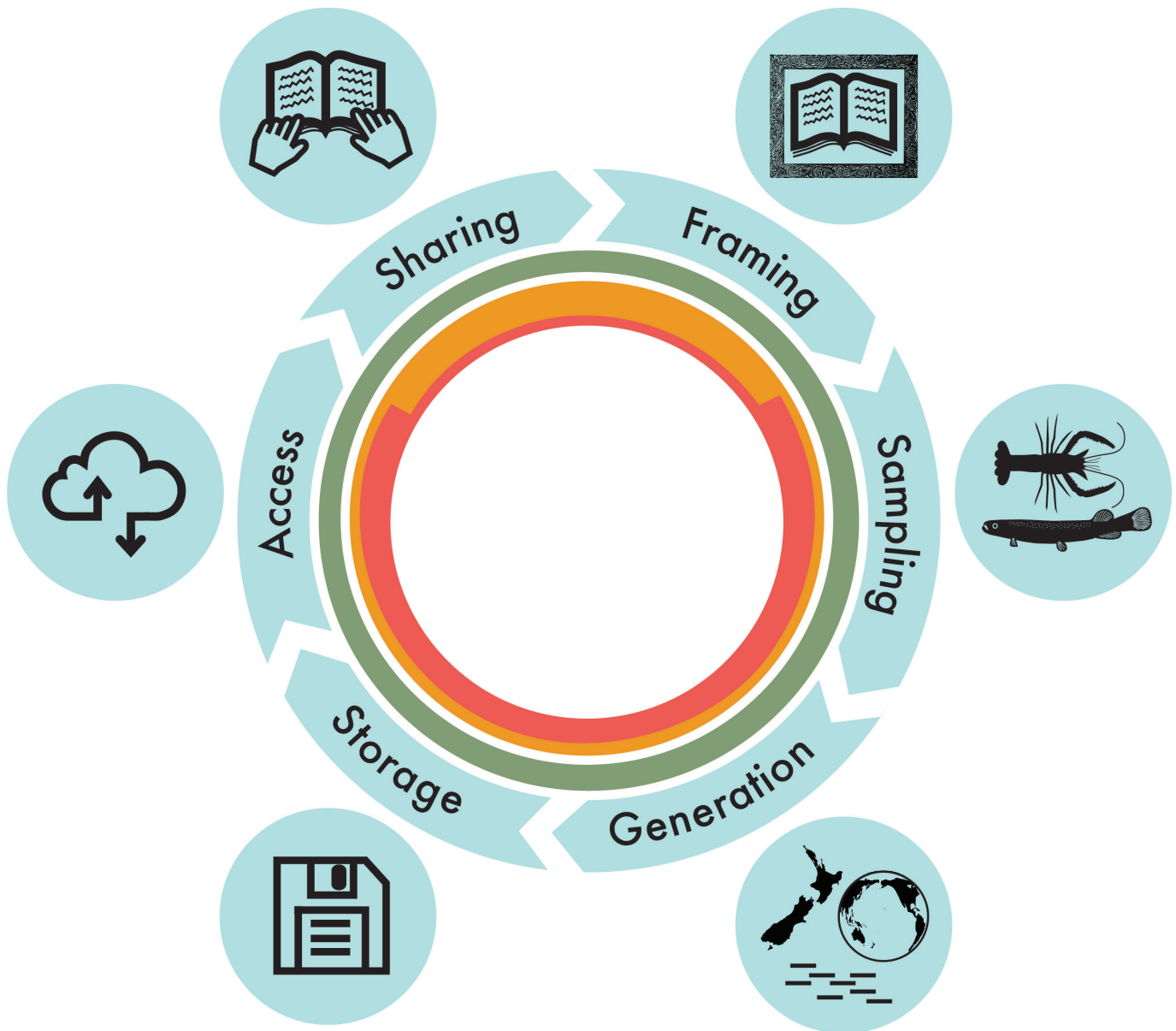
### Long-read sequencing



## b. Generating population genomic data



**Figure 1.** A reference genome, similar to a completed puzzle, provides a guide to locate genomic markers (represented here by puzzle pieces) and determine whether those markers are neutral or adaptive. (a) Reference genomes can be generated through short-read sequencing, long-read sequencing or a combination of both. Short-read sequencing is cheaper and yields lower coverage of the genome, but generally at higher depth than long-read sequencing – providing more confidence in genomic markers. Long-read sequencing, although more expensive, can bridge gaps between shorter reads to enable a more comprehensive genome assembly. (b) Reference genomes can enhance assembly and analysis of population genomic data, typically generated through resequencing or reduced-representation approaches such as Genotyping-By-Sequencing (GBS). GBS sequences only a fraction of the genome (i.e. a few pieces of the puzzle), while resequencing offers higher coverage but at a higher cost per sample. Regardless of the approach used to generate a reference genome or population genomic data, all genomic data belonging to taonga species in Aotearoa New Zealand have whakapapa and are taonga in their own right.



**Figure 2.** An iterative decision-making framework co-developed with Ngāi Tūāhuriri indicating relevant kaupapa Māori principles and focal areas for active engagement with mana whenua regarding genomic research on two threatened taonga species, kōwaro (*Neochanna burrowsius*) and kēkēwai (*Paranephrops zealandicus*). Colours denote the following: Rangatiratanga (blue) – realising the authority that tangata whenua have to practice and share their culture in their own way. Tohungatanga (green) – enabling the development of capability, capacity and expertise of tangata whenua. Whanaungatanga (light orange) – building and maintaining meaningful relationships with tangata whenua. Kaitiakitanga (dark orange) – enabling the guardianship of all taonga by tangata whenua – including environment, knowledge and culture. While all four of these kaupapa Māori principles feature in the entirety of our genomic research on kōwaro and kēkēwai, whanaungatanga is particularly relevant when co-developing and co-sharing research, whereas enabling kaitiakitanga is particularly critical when making decisions about tissue sampling, data generation, data storage and data access.

conservation genomic research on kōwaro and kēkēwai. We also demonstrate how this framework is broadly applicable to all genomic research on taonga species.

The first taonga species that we co-identified with Ngāi Tūāhuriri is kōwaro (Canterbury mudfish; *Neochanna burrowsius*), one of the most endangered endemic freshwater fish species in Aotearoa New Zealand, currently classified as Nationally Critical by the Department of Conservation (Dunn et al. 2018). Kōwaro are restricted to the Canterbury Plains, and they have a fragmented distribution between the Rakahuri (Ashley) and Waitaki river catchments (Cadwallader 1975;

O'Brien & Dunn 2007). Range restriction and severe loss of habitat due to land use intensification in Canterbury are key factors contributing to its current conservation status (Barrier 2003; Dunn et al. 2018; O'Brien & Dunn 2007). The continued threat of local extirpation across its range has led to a call for urgent conservation action (Dunn et al. 2018).

One such conservation action is a translocation project based at Tūhaitara Coastal Park. The park was established by Te Kōhaka o Tūhaitara Trust following the Ngāi Tahu settlement with the crown and it encompasses Te Tiriti o Waitangi, a collaborative effort between the people of the treaty. The

area is rich in Ngāi Tūāhuriri history and mahinga kai, and kōwaro are an integral part of this ecosystem. Kōwaro was co-selected for our project because a conservation genomics approach is likely to enhance conservation outcomes to help preserve kōwaro as part of the unique biodiversity of Tūhaitara Coastal Park.

Endemic to Aotearoa New Zealand, kēkēwai (kōura / freshwater crayfish; *Paranephrops zealandicus*) are a declining taonga species found in lakes, streams and ponds in the east and south side of Te Waipounamu / South Island as well as Rakiura / Stewart Island (Grainger et al. 2018). The *Paranephrops* genus has been a traditional food source for Māori across Aotearoa New Zealand for centuries and has more recently been the focus of aquaculture initiatives for customary and commercial harvest (Parkyn & Kusabs 2007; Monk 2017).

Although kēkēwai as a species is not at immediate risk of extinction, land use intensification in Canterbury is fragmenting kēkēwai populations and driving local decline (Thoms 2016). Most remaining populations within the Ngāi Tūāhuriri takiwā now face extirpation. In addition to informing the recovery of declining wild populations, kēkēwai was co-selected for our project because a conservation genomics approach can enhance customary and commercial harvest, making these practices more sustainable so that they can continue for generations to come (Kristensen et al. 2015; Galla et al. 2016).

After framing the research narrative for each species, we discussed sampling design with Ngāi Tūāhuriri, including tissue sampling at sites of cultural significance traditionally used for mahinga kai. Doing so is especially important when generating reference genomes because these invaluable resources are a physical representation of Ngāi Tūāhuriri whakapapa. For the kōwaro reference genome, the obvious choice of location was within Tūhaitara Coastal Park. However, due to the uncertain status of this small, fragmented and isolated population, we collectively decided to lethally sample a single individual from a larger, healthier population elsewhere in the Ngāi Tūāhuriri takiwā. For kēkēwai, we lethally sampled two individuals approximately one year apart from a small stream near Tuahiwi at the heart of the Ngāi Tūāhuriri takiwā.

Sampling animals has its own tikanga and practices within western science, typically regulated by animal ethics committees. Māori have their own tikanga and Mātauranga for taonga species and have harvesting practices that are excellent for sampling (Kusabs & Quinn 2009). As a mahinga kai species, kēkēwai allowed us to integrate Mātauranga Māori into a modern context to sample effectively and ethically. We used bundled bracken ferns to create tau kōura as a traditional method of harvest to efficiently capture kēkēwai (Parkyn & Kusabs 2007; Kusabs & Quinn 2009; Thoms 2016) and the maramataka (Māori lunar calendar) to determine favourable days for collection.

In addition to the lethal sampling conducted for the reference genomes, we also used non-lethal methods for sampling populations across both species' range (i.e. fin-clips for kōwaro, pleopod-clips for kēkēwai). This was also an opportunity to include Ngāi Tūāhuriri children from Te Kura o Tuahiwi (Tuahiwi School) in the population sampling of kōwaro at the nearby Tūhaitara Coastal Park, which helped whakawhanungatanga with the wider hapū by following their tikanga. All tissue sampled from kōwaro and kēkēwai has value in the information it contains, therefore the tissue itself is taonga (Hudson et al. 2016c). Ngāi Tūāhuriri have the rangatiratanga to determine the tikanga for generating the reference genomes for these species. As researchers with the relevant expertise,

it was our responsibility to clearly communicate the benefits and risks of any given approach (Fig. 1). Thus far, we have focused on whether to generate the reference genomes here in Aotearoa New Zealand or overseas. After considering data quantity, data quality, data security, turnaround time and cost, we made the collective decision to send DNA for both kōwaro and kēkēwai to a trusted provider overseas with extensive experience handling culturally sensitive material. By including mana whenua in this way, we promote rangatiratanga while building tohungatanga around the research. In addition to generating genomic data, we are characterising the ecological characteristics of kōwaro and kēkēwai habitats. It is important to note that like tissue and DNA, ecological data from taonga species each have their own mauri, all of which add another layer to the whakapapa and should therefore be treated with the same manaakitanga (Bond et al. 2019).

During our research we have encountered existing or new transcriptome data that can be used to supplement the reference genomes for both kōwaro and kēkēwai (Wallis & Wallis 2014, PDearden, University of Otago, unpublished data). Despite the fact that they are readily available, we are actively engaging with relevant mana whenua prior to the inclusion of these data in our own research. Related to this, we are also expanding our research to elsewhere across the wider Ngāi Tahu takiwā. As anticipated, whakawhanungatanga is a unique experience with each hapū and papatipu rūnanga (regional tribal council) but the intent to be responsive to the needs and aspirations of each different group remains.

Te Tiriti o Waitangi promises that tangata whenua retain the rangatiratanga over their own taonga which includes the whakapapa of taonga species. Genetic data have traditionally been shared openly on globally accessible databases. Rapid advancements in the field of genomics has led to data that are more complex and valuable. Therefore, rangatiratanga has become increasingly important in how knowledge and data from taonga species are shared. The challenge of upholding Te Tiriti o Waitangi is a national one, but it is tangata whenua who ultimately have the right to determine how their own whakapapa is shared. As people of Te Tiriti o Waitangi, researchers and tangata whenua can collectively make decisions regarding how whakapapa as genomic data is stored and accessed in a mutually beneficial way (e.g. password protection of genomic data). For example, as one of few available decapod genomes, the kēkēwai reference genome is likely to be of interest to domestic and international researchers to address both fundamental and applied questions. Thus, we will continue to engage with relevant mana whenua regarding the ongoing security and management of these data.

We have shown that using a bicultural approach enriches research. In addition to upholding the promises of Te Tiriti o Waitangi, embedding kaupapa Māori principles leads to more contextualised genomic research on taonga species thereby maintaining both the cultural and biological integrity of Aotearoa New Zealand. No reira, aukahatia tō waka, kei waiho koe hei tāwai i kā rā o tō oraka.

## Acknowledgements

We are grateful for the support of the Ngāi Tahu Research Centre. We thank Nigel Harris for assistance with the conceptualisation of this research. We thank Sophie Allen, Greg Brynes, John Hollows for logistical support. We also thank Mananui Ramsden, the SING Aotearoa 2018 cohort and all

members of the Conservation, Evolutionary and Systematics Research Team (ConSERT) for robust dialogue on this topic. We thank Stephanie Galla and Matthew Walters for their expertise in creating Figure 2. We are also grateful for the opportunity provided by the Guest Editors of this Special Issue, and we deeply appreciate the constructive feedback received from Maui Hudson and two anonymous reviewers that improved this manuscript. This work was funded by the Ministry of Business, Innovation and Employment (New Zealand's Biological Heritage NSC, C09X1501) "Ministry of Business, Innovation and Employment" [Awarded to TS], a Ngāi Tahu Research Centre Postgraduate Scholarship [Awarded to LCR], and the UC Roper Scholarship in Science [Awarded to AR].

## References

- Allendorf FW, Hohenlohe PA, Luikart G 2010. Genomics and the future of conservation genetics. *Nature Reviews Genetics* 11: 697–709.
- Ataria J, Mark-Shadbolt M, Mead ATP, Prime K, Doherty J, Waiwai J, Ashby T, Lambert S, Garner GO 2018. Whakamanahia Te mātauranga o te Māori: empowering Māori knowledge to support Aotearoa's aquatic biological heritage. *New Zealand Journal of Marine and Freshwater Research* 52: 467–486.
- Barrier R 2003. New Zealand mudfish (*Neochanna* spp.) recovery plan 2003–13: Northland, Black, Brown, Canterbury, and Chatham Island Mudfish. Wellington, Department of Conservation. 27 p.
- Beaton A, Hudson M, Milne M, Port RV, Russell K, Smith B, Toki V, Uerata L, Wilcox P, Bartholomew K 2017. Engaging Māori in biobanking and genomic research: a model for biobanks to guide culturally informed governance, operational, and community engagement activities. *Genetics in Medicine* 19: 345–351.
- Bond MO, Anderson BJ, Henare THA, Wehi PM 2019. Effects of climatically shifting species distributions on biocultural relationships. *People and Nature* 1: 87–102.
- Cadwallader PL 1975. Distribution and ecology of the Canterbury mudfish, *Neochanna burrowsius* (Phillipps) (Salmoniformes: Galaxiidae). *Journal of the Royal Society of New Zealand* 5: 21–30.
- Carter 2019. He korowai o Matainaka/the cloak of Matainaka: Traditional environmental knowledge in climate change adaptation—Te Wai Pounamu, New Zealand. *New Zealand Journal of Ecology* 43(3): 3386.
- Catanach A, Crowhurst R, Deng C, David C, Bernatchez L, Wellenreuther M 2019. The genomic pool of standing structural variation outnumbers single nucleotide polymorphism by three-fold in the marine teleost *Chrysophrys auratus*. *Molecular Ecology* 28: 1210–1223.
- Chen N 2019. Conservation: Bye-bye to the Hihi? *Current Biology* 29: R218–R220.
- Cisternas J, Wehi PM, Haupokia N, Hughes F, Hughes M, Germano JM, Longnecker N, Bishop PJ 2019. 'Get together, work together, write together': a novel framework for conservation of 2 New Zealand frogs. *New Zealand Journal of Ecology* 43(3): 3392.
- de Villemereuil P, Rutschmann A, Lee KD, Ewen JG, Brekke P, Santure AW 2019. Little adaptive potential in a threatened passerine bird. *Current Biology* 29: 889–894.
- Defaveri J, Viitaniemi H, Leder E, Merilä J 2013. Characterizing genic and nongenic molecular markers: Comparison of microsatellites and SNPs. *Molecular Ecology Resources* 13: 377–392.
- Dunn NR, Allibone RM, Closs G, Crow S, David BO, Goodman J, Griffiths MH, Jack D, Ling N, Waters JM 2018. Conservation status of New Zealand freshwater fishes, 2017. Wellington, Department of Conservation. 15 p.
- Evison HC 2006. The Ngai Tahu deeds: A window on New Zealand history. Canterbury University Press. 320 p.
- Frankham R, Ballou JD, Briscoe DA 2010. Introduction to conservation genetics. Cambridge, Cambridge University Press. 617 p.
- Frankham R, Ballou JD, Ralls K, Eldridge M, Dudash MR, Fenster CB, Lacy RC, Sunnucks P 2017. Genetic management of fragmented animal and plant populations. Oxford, Oxford University Press. 432 p.
- Funk WC, McKay JK, Hohenlohe PA, Allendorf FW 2012. Harnessing genomics for delineating conservation units. *Trends in ecology & evolution* 27: 489–496.
- Galla SJ, Buckley TR, Elshire R, Hale ML, Knapp M, McCallum J, Moraga R, Santure AW, Wilcox P, Steeves TE 2016. Building strong relationships between conservation genetics and primary industry leads to mutually beneficial genomic advances. *Molecular ecology* 25: 5267–5281.
- Galla SJ, Forsdick NJ, Brown L, Hoepfner M, Knapp M, Maloney RF, Moraga R, Santure AW, Steeves TE 2019. Reference genomes from distantly related species can be used for discovery of single nucleotide polymorphisms to inform conservation management. *Genes* 10: 9.
- Grainger N, Harding J, Drinan T, Collier K, Smith B, Death R, Makan T, Rolfe J 2018. Conservation status of New Zealand freshwater invertebrates, 2018. Wellington, Department of Conservation. 29 p.
- Harmsworth G, Tipa G 2006. Māori environmental monitoring in New Zealand: progress, concepts, and future direction. Nelson, Landcare Research. 29 p.
- Hikuroa D 2017. Mātauranga Māori—the ūkaipō of knowledge in New Zealand. *Journal of the Royal Society of New Zealand* 47: 5–10.
- Hikuroa D, Slade A, Gravley D 2011. Implementing Māori indigenous knowledge (mātauranga) in a scientific paradigm: Restoring the mauri to Te Kete Poutama. *MAI review* 3: 1–9.
- Hoban S, Kelley JL, Lotterhos KE, Antolin MF, Bradburd G, Lowry DB, Poss ML, Reed LK, Storfer A, Whitlock MC 2016. Finding the genomic basis of local adaptation: pitfalls, practical solutions, and future directions. *The American Naturalist* 188: 379–397.
- Hudson M, Beaton A, Milne M, Port W, Russell K, Smith B, Toki V, Uerata L, Wilcox P 2016a. He Tangata Kei Tua: Guidelines for Biobanking with Māori. Hamilton, Te Mata Hautū Taketake-Māori & Indigenous Governance Centre, University of Waikato. 48 p.
- Hudson M, Beaton A, Milne M, Port W, Russell KJ, Smith B, Toki V, Wilcox P, Uerata L 2016b. Te Mata Ira: guidelines for genomic research with Māori. Hamilton, Te Mata Hautū Taketake-Māori & Indigenous Governance Centre, University of Waikato. 56 p.
- Hudson M, Russell K, Uerata L, Milne M, Wilcox P, Port RV, Smith B, Toki V, Beaton A, 2016c. Te Mata Ira—Faces of the Gene: Developing a cultural foundation for biobanking and genomic research involving Māori. *AlterNative: An International Journal of Indigenous Peoples* 12: 341–355.
- Hudson M, Russell K 2009. The Treaty of Waitangi and research ethics in Aotearoa. *Journal of Bioethical Inquiry* 6: 61–68.



- Jacobs B, Roffenbender J, Collmann J, Cherry K, Bitsóí LL, Bassett K, Evans CH 2010. Bridging the divide between genomic science and indigenous peoples. *The Journal of Law, Medicine & Ethics* 38: 684–696.
- Kawharu M 2000. Kaitiakitanga: a Maori anthropological perspective of the Maori socio-environmental ethic of resource management. *Journal of the Polynesian Society* 109: 349–370.
- Kristensen TN, Hoffmann AA, Pertoldi C, Stronen AV 2015. What can livestock breeders learn from conservation genetics and vice versa? *Frontiers in Genetics* 6: 38.
- Kusabs IA, Quinn JM 2009. Use of a traditional Maori harvesting method, the tau kōura, for monitoring kōura (freshwater crayfish, *Paranephrops planifions*) in Lake Rotoiti, North Island, New Zealand. *New Zealand Journal of Marine and Freshwater Research* 43: 713–722.
- Lemopoulos A, Prokkola JM, Uusi-Heikkilä S, Vasemägi A, Huusko A, Hyvärinen P, Koljonen ML, Koskiniemi J, Vainikka A 2019. Comparing RADseq and microsatellites for estimating genetic diversity and relatedness—Implications for brown trout conservation. *Ecology and Evolution* 9: 2106–2120
- Lyer POB, Ruru J, Scott N, Tyljanakis JM, Arnold J, Malinen SK, Bataille CY, Herse MR, Jones CJ, Gormley AM 2018. Building biocultural approaches into Aotearoa–New Zealand’s conservation future. *Journal of the Royal Society of New Zealand* 49(3): 1–18.
- Lyer POB, Tyljanakis JM, 2017. Indigenous peoples: Conservation paradox. *Science* 357: 142–143.
- Mead HM 2003. *Tikanga Māori: Living by Māori values*. Wellington, Huia Publishers. 398 p.
- Mercier O 2018. *Mātauranga and science*. New Zealand Science Review 74: 83–90.
- Ministry of Research Science and Technology 2007. *Vision Mātauranga: Unlocking the innovation potential of Maori knowledge, resources and people*. Wellington, Ministry of Research, Science and Technology. 28 p.
- Monk A, 2017. A growing tribal economy. *Te Karaka* 76: 44–46.
- O'Brien L, Dunn N 2007. *Mudfish (Neochanna Galaxiidae) literature review*. Wellington, Department of Conservation. 90 p.
- Ngāi Tahu Claims Settlement Act 1998. Retrieved from <http://www.legislation.govt.nz/act/public/1998/0097/latest/DLM429090.html> (Accessed 1 October 2019)
- Ouborg NJ, Pertoldi C, Loeschcke V, Bijlsma RK, Hedrick PW 2010. Conservation genetics in transition to conservation genomics. *Trends in genetics* 26: 177–187.
- Parkyn S, Kusabs I 2007. Taonga and mahinga kai species of the Te Arawa lakes: a review of current knowledge—kōura. NIWA Client Report: HAM2007-022. Hamilton, National Institute of Water and Atmospheric Research, New Zealand. 14 pages.
- Pihama L 2012. Kaupapa Māori theory: transforming theory in Aotearoa. *He Pukenga Korero* 9: 5–14.
- Pihama L, Cram F, Walker S 2002. Creating methodological space: A literature review of Kaupapa Maori research. *Canadian Journal of Native Education* 26: 30–43.
- Rainforth HJ & Harmsworth GR 2019. Kaupapa Māori freshwater assessments: A summary of iwi and hapū-based tools, frameworks and methods for assessing freshwater environments. Martinborough, Perception Planning Ltd. 115 p.
- Reardon J and TallBear K 2012. “Your DNA is our history” Genomics, anthropology, and the construction of whiteness as property. *Current Anthropology* 53: S233–S245.
- Reed AW 2004. *Reed book of Māori mythology*. London, Raupo. 528 p.
- Smith GH 1997. *The development of Kaupapa Maori: Theory and praxis*. Unpublished PhD thesis, University of Auckland, Auckland, New Zealand.
- Smith LT 2013. *Decolonizing methodologies: Research and indigenous peoples*. London, Zed Books Ltd. 256 p.
- Tau T 2001. In defence of whakapapa as oral history: a case study. *Te Karaka* 17: 8–9.
- Te Rito JS 2007. Whakapapa: A framework for understanding identity. *MAI Review*: 1–10.
- Thoms C 2016. *Distribution, trapping efficiencies and feeding trials for Paranephrops zealandicus in central Canterbury*. Unpublished MSc thesis, University of Canterbury, Christchurch, New Zealand.
- Walker R 1990. *Ka whawhai tonu matou*. London, Penguin Books. 462 p.
- Walker S, Eketone A, Gibbs A 2006. An exploration of kaupapa Maori research, its principles, processes and applications. *International Journal of Social Research Methodology* 9: 331–344.
- Walker ET, Wehi PM, Nelson NJ, Beggs, JR, Whaanga H 2019. Kaitiakitanga, place and the urban restoration agenda. *New Zealand Journal of Ecology* 43(3): 3381.
- Wallis GP, Wallis LJ 2014. A preliminary transcriptomic study of Galaxiid fishes reveals a larval glycoprotein gene under strong positive selection. In: Pontarotti P ed. *Evolutionary biology: Genome evolution, speciation, coevolution and origin of life*. New York City, Springer. pp 47–68.
- Wehi PM, Whaanga H, Roa T 2009. Missing in translation: Maori language and oral tradition in scientific analyses of traditional ecological knowledge (TEK). *Journal of the Royal Society of New Zealand* 39: 201–204.
- Wehi PM, Lord JM 2017. Importance of including cultural practices in ecological restoration. *Conservation biology* 31: 1109–1118.
- Wehi PM, Cox MP, Roa T, Whaanga H 2018. Human perceptions of megafaunal extinction events revealed by linguistic analysis of indigenous oral traditions. *Human Ecology* 46: 461–470.
- Wellenreuther M, Le Luyer J, Cook D, Ritchie PA, Bernatchez L 2019. Domestication and temperature modulate gene expression signatures and growth in the Australasian snapper *Chrysophrys auratus*. *G3: Genes, Genomes, Genetics* 9: 105–116.
- Whaanga H, Wehi P, Cox M, Roa T, Kusabs I 2018. Māori oral traditions record and convey indigenous knowledge of marine and freshwater resources. *New Zealand Journal of Marine and Freshwater Research* 52: 487–496.
- Wilcox PL, Charity JA, Roberts MR, Tauwhare S, Tipene-Matua B, Kereama-Royal I, Hunter R, Kani HM, Moke-Delaney P 2008. A values-based process for cross-cultural dialogue between scientists and Māori. *Journal of the Royal Society of New Zealand* 38: 215–227.

Received 14 June 2019; accepted 26 September 2019  
 Editorial board member: Tara McAllister